

2008



KINGSLEY~BATE™
ELEGANT OUTDOOR FURNITURE

Casualife
ALL WEATHER FURNITURE

WHY KINGSLEY-BATE?

British craftsmen of the 18th century discovered what their Eastern counterparts had known for centuries, that teak has qualities unlike any other wood. Its abilities to withstand the rigors of adverse climate, yet weather attractively, make it the ideal choice for outdoor furniture. We use only premium quality teak and precise mortise and tenon joinery in the construction of our furniture. And while our reputation was founded on teak, our furniture designs have expanded to incorporate the finest stainless steel and synthetic wicker as well. This combination of quality material and craftsmanship provides you with exterior furnishings of exceptional style and durability. Most of our furniture ships knocked down in cartons, and assembles in as few as 15 minutes.

TEAK



P2

MIXED MEDIA



P88

ACCESSORIES



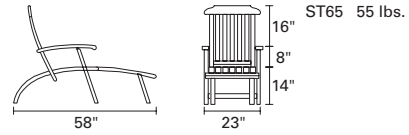
P110



STEAMER

This is the classic ocean liner steamer. Ours is heavy duty, constructed with durable solid brass hardware. The back adjusts to four positions, and the foot rest is easily removable. The STEAMER folds for compact storage and a cushion, with and without headrest, is available.

#ST65 Steamer





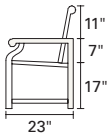
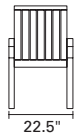
KINGSLEY~BATE™
ELEGANT OUTDOOR FURNITURE



NANTUCKET DINING CHAIR

Our NANTUCKET dining chair, shown with the 50" ESSEX dining table, epitomizes all that is best in contemporary, outdoor dining furniture. With a gently curving back and angled seat, the NANTUCKET dining chair has been specifically designed for comfort and style, and can be used with or without cushions.

#NT15 Nantucket Dining Chair



NT15 25 lbs.

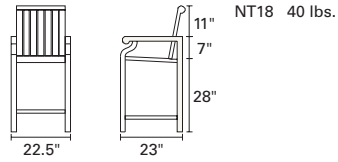




NANTUCKET BAR CHAIR

The NANTUCKET bar chair with curved back and angled seat demonstrates the same exceptional comfort as our NANTUCKET dining chair. The front foot rest is fitted with a solid brass plate to protect the teak wood.

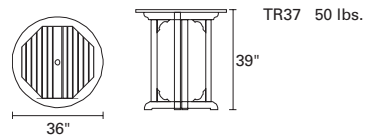
#NT18 Nantucket Bar Chair



ESSEX BAR TABLE

The 36" ESSEX bar table comes with a 1-1/2" umbrella hole and plug. This group is perfect for poolside, cafe or patio settings. (NOTE: Solid teak is beautiful indoors as well. We recommend you oil or wax the teak when using indoors.)

#TR37 Essex Round Bar Table





KINGSLEY~BATE™
ELEGANT OUTDOOR FURNITURE



NANTUCKET CHAISE

Our classic poolside NANTUCKET chaise adjusts to four positions, including horizontal. The solid teak wheels allow for movement of the chaise with minimum effort. Shown with custom fitted cushions in Sunbrella® fabric, this chaise is unsurpassed for comfort.

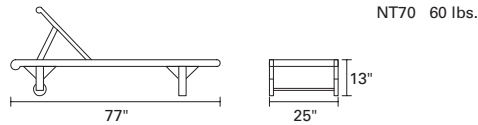
Photo at right shows the NANTUCKET tray (sold separately). The tray is an optional piece, easily attached underneath and can be used with chaises purchased previously. It will slide smoothly to the left or right side of the chaise for individual comfort. The optional chaise arms (sold separately) attach easily to the side frames using solid brass hardware.



#NT70 Nantucket Chaise

#NTTR Tray

#NT01 Arms

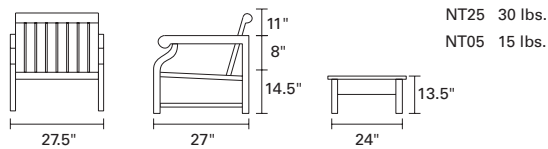


NANTUCKET CLUB CHAIR AND OTTOMAN

Complement the chaise with our roomy NANTUCKET club chair and ottoman. All of these pieces come with solid brass hardware for easy assembly and a lifetime of enjoyment.

#NT25 Nantucket Club Chair

#NT05 Nantucket Ottoman





NANTUCKET DEEP SEATING

The NANTUCKET deep seating group is expertly crafted using the world's finest teak, coupled with the strength of mortise and tenon joinery. Bring the comfort of your living room outdoors with the combination of weather resistant teak and Sunbrella® fabric. The sofa, settee, lounge chair and ottoman are all constructed with 25" wide and 6" thick exceptionally comfortable cushions that will last outdoors without mildew, and minimal discoloration. We will gladly use the fabric of your choice for indoor use. Shipped knocked down, with easy assembly. (Pricing on this seating group includes cushions.)



#NT80 Nantucket Sofa

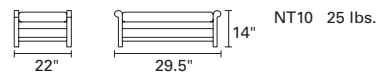
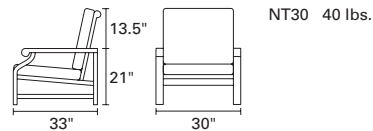
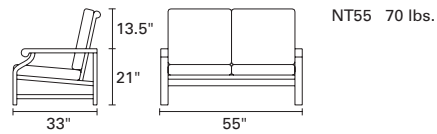
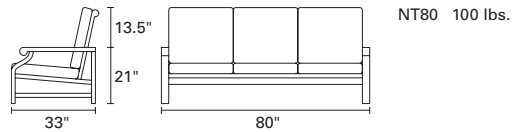
#NT55 Nantucket Settee

#NT30 Nantucket Lounge Chair

#NT10 Nantucket Ottoman

#NT40 Nantucket Coffee Table

#NT22 Nantucket Side Table





KINGSLEY~BATE™
ELEGANT OUTDOOR FURNITURE

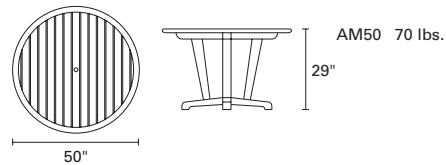
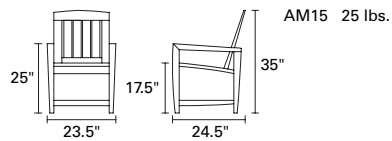


AMALFI DINING GROUP

The AMALFI dining group represents a combination of high styling and comfort. The clean-line armchair with tapered legs, sharp angles and contoured back has a beautiful contemporary look without compromising on comfort. The precision designed back and seat create a chair that is comfortable with or without a cushion. The wide slats and shaped legs of the 50" round dining table complement the chairs and comfortably seats four to six people. The table comes with a 1-1/2" umbrella hole and plug to accommodate our 9' market umbrella and base.

#AM15 Amalfi Dining Chair

#AM50 Amalfi Round Dining Table

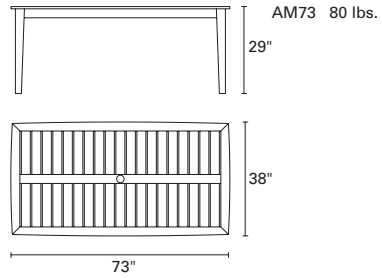




AMALFI DINING TABLE

The newest addition to our AMALFI line is the 73" rectangular dining table that comfortably seats six. Sleek and elegant, this table has a 2" umbrella hole and plug to accommodate our 10' market umbrella.

#AM73 Amalfi Rectangular Dining Table





KINGSLEY~BATE™
ELEGANT OUTDOOR FURNITURE



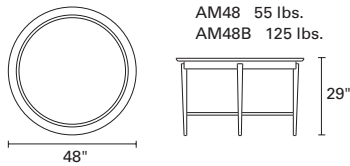
AMALFI ROUND DINING TABLE

This beautiful addition to our handsome AMALFI collection features a 40" round frosted, tempered glass inset shipped separately (protected). The entire table is 48" in diameter and 29" high, and adds a smooth, elegant presence to indoor or outdoor dining and entertaining.

Also available with a mosaic marble insert with the same long lasting properties as the teak frame, so the table will last for decades. We recommend a frost-free storage environment during winter months.

#AM48 Amalfi 48" Round Dining Table with Glass

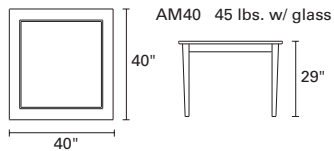
#AM48B Amalfi 48" Round Dining Table with Marble



AMALFI SQUARE DINING TABLE

This 40" square dining table is constructed using frosted, tempered glass, and makes for excellent indoor or outdoor dining. The glass ships separately, and sets flush into the 3/8" table top lip.

#AM40 Amalfi Square Dining Table with Glass

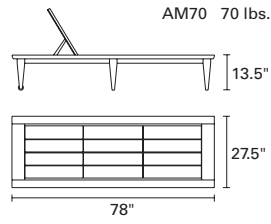




AMALFI POOLSIDE CHAISE

The AMALFI poolside chaise is a sleek, versatile piece that has four back positions, and when laying flat makes an excellent bench. The hidden back wheels allow for easy mobility.

#AM70 Amalfi Poolside Chaise





KINGSLEY~BATE™
ELEGANT OUTDOOR FURNITURE

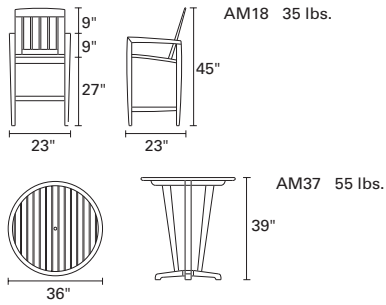


AMALFI BAR GROUP

The AMALFI bar chair and table elegantly complement the entire AMALFI group. The bar chair has the same comfort and styling as the popular dining chair. The bar table comfortably seats four, and comes with a 1-1/2" umbrella hole and plug.

#AM18 Amalfi Bar Chair

#AM37 Amalfi Round Bar Table



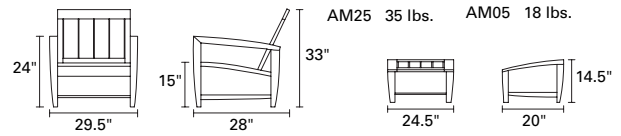


AMALFI CLUB CHAIR & OTTOMAN

The heavy tapered legs and wide slats of the AMALFI club chair and ottoman accentuate the quality of this contemporary design. It is comfortable without cushions, but even more comfortable with cushions (sold separately).

#AM25 Amalfi Club Chair

#AM05 Amalfi Ottoman



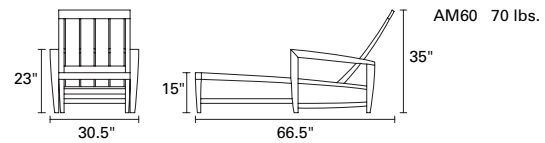
AMALFI CHAISE

The contoured seat and back of the AMALFI chaise mold to your body making this multi-position piece extremely comfortable. It has three adjustable back positions and fixed arms. We recommend the cushion for extra comfort.



#AM60 Amalfi Chaise with Arms

#AM20 Amalfi Side Table





KINGSLEY~BATE™
ELEGANT OUTDOOR FURNITURE



www.kingsleybate.com

AMALFI DEEP SEATING GROUP

Elegant styling and exceptional comfort merge with our AMALFI deep seating group. Each seat is a roomy 25" wide, and our 6" cushions are constructed to give you indoor comfort in an outdoor seating group. On our sofa, settee, lounge chair and ottoman we use only the finest outdoor fabric, or for indoor use we will gladly construct cushions from the fabric of your choice. For poolside, patio or sunroom seating this deep seating group will last for decades giving you both comfort and value. Shipped knocked down, with easy assembly. (Pricing on this seating group includes cushions.)

#AM80 Amalfi Sofa

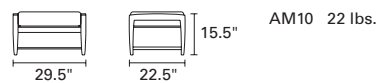
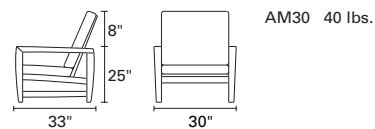
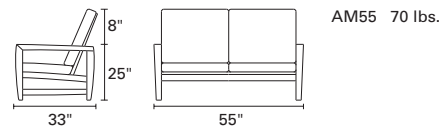
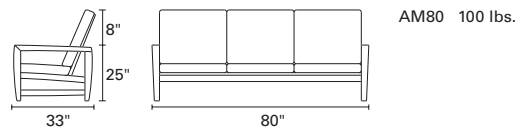
#AM55 Amalfi Settee

#AM30 Amalfi Lounge Chair

#AM10 Amalfi Ottoman

#AM41 Amalfi Square Coffee Table

#AM20 Amalfi Side Table

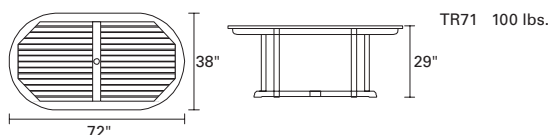




ESSEX OVAL DINING TABLE

Our oval ESSEX dining table measures 72" long by 38" wide and will comfortably seat six to eight people. It comes with a 2" umbrella hole (to accommodate our 10' market umbrella) and plug. Pictured with the HAMPTON dining chair.

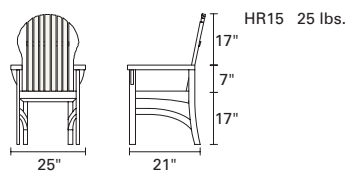
#TR71 Essex 72" Oval Dining Table



HAMPTON DINING CHAIR

The evolutionary HAMPTON dining chair with its Adirondack-style, high-curved back and angled seat provides exceptional comfort and styling.

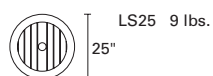
#HR15 Hampton Dining Chair



LAZY SUSAN

Our 25" LAZY SUSAN can be used on any of our dining tables. It's made with long-lasting aluminum hardware, has an umbrella hole and plug and will accommodate all of our umbrellas.

#LS25 Lazy Susan





KINGSLEY~BATE™
ELEGANT OUTDOOR FURNITURE



ESSEX ROUND DINING TABLES

Our round ESSEX dining tables are available in 30", 36", 42", 50" and 60" sizes. Each table comes with an umbrella hole and plug (a 1-1/2" hole for the 30", 36", 42" and 50"; a 2" hole for the 60") and room for our umbrella bases. The table tops are slatted for rainwater to drain easily from the surface. The ESSEX tables will comfortably accommodate all of our dining and armchairs.

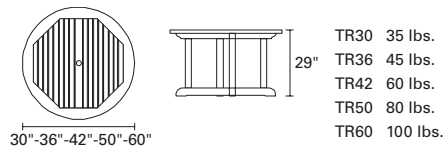
#TR30 Essex 30" Round Bistro Table

#TR36 Essex 36" Round Dining Table

#TR42 Essex 42" Round Dining Table

#TR50 Essex 50" Round Dining Table

#TR60 Essex 60" Round Dining Table

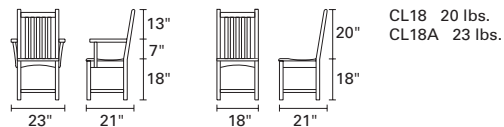


CLASSIC DINING CHAIRS

Our comfortable CLASSIC armchair and side chair (above right with optional Sunbrella® cushions), with scooped seat and curved back, complement several of our dining tables — the ESSEX (both round and oval), or the EVANSTON (both rectangular or square).

#CL18A Classic Armchair

#CL18 Classic Side Chair

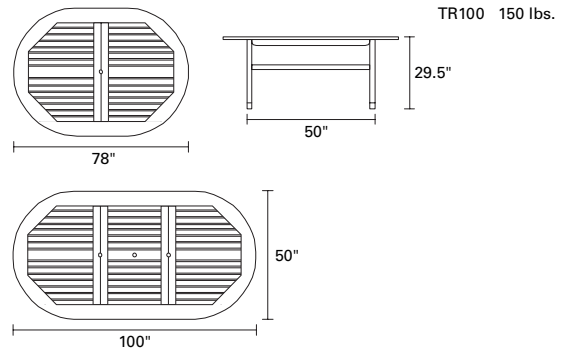




ESSEX 100" OVAL EXTENSION TABLE

If you'd like to comfortably seat ten to twelve people outdoors then this is the table for you. Our 78" x 50" ESSEX oval table, which comfortably seats eight, can be transformed into a 100", 10-12 seater. Simply separate the table top until the extension leaf is revealed, then rotate and unfold the leaf into position. This substantial table weighs 150 lbs., and the 50" width on both sizes gives you significant table top space. There is a 2-1/2" umbrella hole with plugs on both sizes to accommodate the largest of market umbrellas.

#TR100 Essex 78"-100" Oval Extension Table





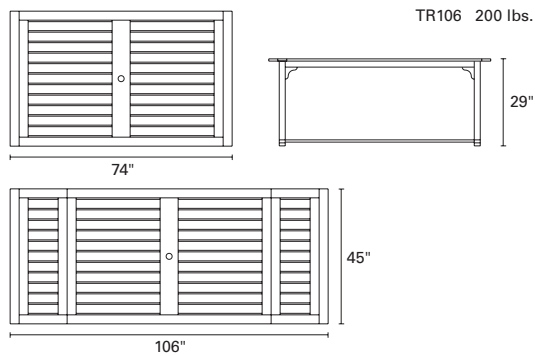
KINGSLEY~BATE™
ELEGANT OUTDOOR FURNITURE



ESSEX 106" RECTANGULAR EXTENSION TABLE

The ESSEX rectangular extension table is a versatile table with an innovative design. In its closed position it functions as a traditional six seater. To expand, we have designed it with a unique folding butterfly mechanism at each end of the table. Simply pull open the two end rails to access the extension pieces stored underneath. The leaves rotate open and fit snugly on top. Fully extended this handsome table will comfortably seat 10-12. The 3" tabletop hole (with plug) will accommodate any of our market umbrellas, and is situated so that it need not be moved when changing the table size.

#TR106 Essex 74"-106" Rectangular Extension Table



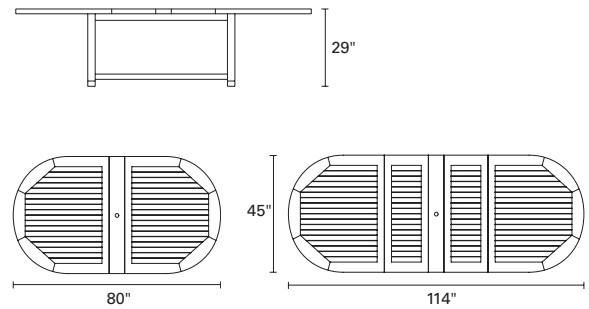


ESSEX 114" OVAL EXTENSION TABLE

One of our larger tables, the oval ESSEX 114" comfortably seats ten to twelve people in the expanded position and six to eight in the closed position. This table has two rotating and self-storing leaves that transform the large 114" table into a smaller 80" version. The table comes with an umbrella hole and plug and will accommodate the largest of our Kingsley-Bate umbrellas. (Note: It is not necessary to remove the umbrella when changing the table size.)

#TR114 Essex 80"-114" Oval Extension Table

TR114 155 lbs.





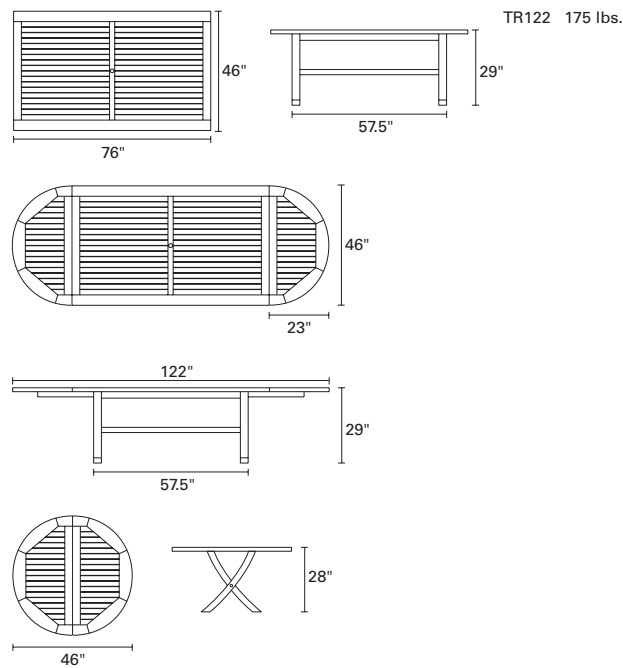
KINGSLEY~BATE™
ELEGANT OUTDOOR FURNITURE



ESSEX 122" OVAL EXTENSION TABLE

This is a three-in-one dining table. When fully extended the ESSEX 122" oval comfortably seats 12. Should you want to reduce the size simply remove the two half-moon sections and you have a 76" rectangular eight seater. Then as an added bonus, take the two half-moon sections and lock them into place on the enclosed folding legs to create an auxiliary, 46" round third table. The table comes with an umbrella hole and plug to accommodate our largest market umbrella.

#TR122 Essex 76"-122" Oval Extension Table



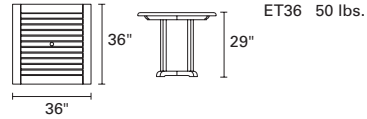
KINGSLEY~BATE™
ELEGANT OUTDOOR FURNITURE



EVANSTON SQUARE DINING TABLE

Our 36" square EVANSTON dining table is a roomy four seater, ideal for poolside, patio or café. Each of our dining chair styles (shown here with the CLASSIC side chair) complements this elegantly designed table. It has a 1-1/2" umbrella hole to accommodate our 9' market umbrella.

#ET36 Evanston 36" Square Dining Table

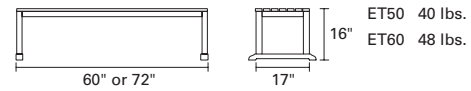


EVANSTON BACKLESS BENCH

The 5' and 6' backless EVANSTON benches comfortably complement our picnic style dining groups. Each is an excellent choice for poolside, tennis court and an array of commercial or residential settings requiring casual seating.

#ET50 Evanston 5' Bench

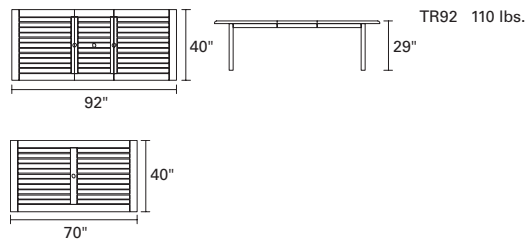
#ET60 Evanston 6' Bench



EVANSTON EXTENSION TABLE

The rectangular EVANSTON extension table transforms your 70" six to eight seater into a 92" eight to ten seater. Simply slide the table top open by pulling gently on both ends. Place the extension leaf in the open space and slide the top closed. Latches underneath the table will hold the leaf firmly in place. There is a 2" umbrella hole with plugs for both sizes to accommodate our 10' market umbrella. The extension leaf will fit neatly underneath the 70" table for storage.

#TR92 Evanston 70"-92" Rectangular Extension Table

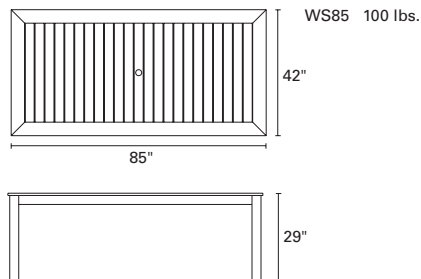




WAINSCOTT RECTANGULAR DINING TABLE

The sleek rectangular WAINSCOTT dining table seats eight comfortably, and is constructed with mitered corners and mortise and tenon joinery. Shown here with our ST. TROPEZ stacking chairs, the table's clean lines work well with any of our dining chairs and will accommodate a 9' or 10' umbrella.

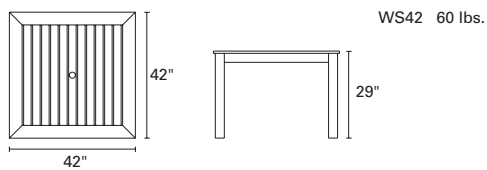
#WS85 Wainscott 85" Rectangular Dining Table



WAINSCOTT SQUARE DINING TABLE

The 42" square WAINSCOTT dining table comfortably seats four and features mitered corners and mortise and tenon joinery. The table's streamlined look works well with a variety of dining chairs and can accommodate a 9' umbrella.

#WS42 Wainscott 42" Square Dining Table





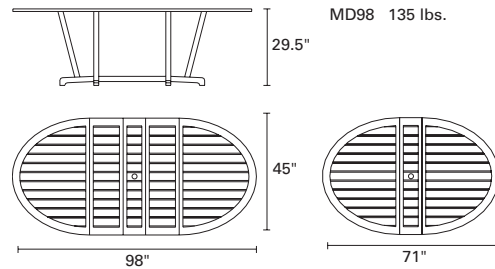
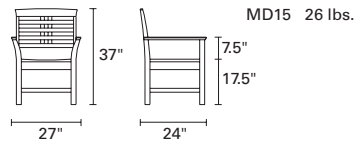
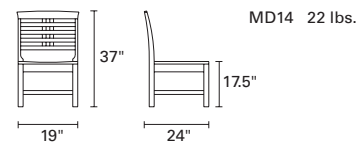
MANDALAY DINING GROUP

The Eastern influence of our MANDALAY dining group reflects an elegant simplicity that will enhance any landscape or garden setting. The dining chairs have roomy, scooped seats for extra comfort. Among the unique design features of the MANDALAY dining table are: an elliptical shaped top, twin pedestal legs, and a hidden 2" umbrella hole that lies beneath the middle slat. This table comfortably seats eight to ten when extended, or six when you remove the dual extension pieces. (Note: It is not necessary to remove your umbrella when extending the table.)

#MD14 Mandalay Side Chair

#MD15 Mandalay Armchair

#MD98 Mandalay 71" – 98" Elliptical Extension Table





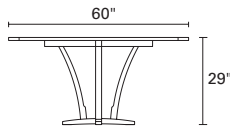
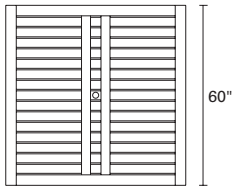
KINGSLEY~BATE™
ELEGANT OUTDOOR FURNITURE



MANDALAY SQUARE TABLE

This 60" square table will comfortably seat eight. The elegant pedestal base is designed to maximize leg room. This set is shown with the MANDALAY side chairs, but is just as nice with the armchairs and/or MANDALAY backless bench. Comes with 2" umbrella hole and plug.

#MD61 Mandalay 60" Square Table



MD61 105 lbs.

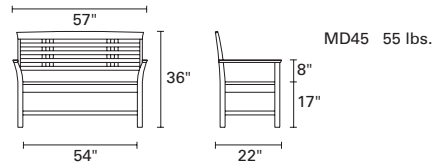




MANDALAY BENCH

A scooped seat and elegant back make this Japanese inspired 54" bench a perfect complement to the finest garden designs. It beautifully accompanies the MANDALAY dining and deep seating groups.

#MD45 Mandalay 4.5' Bench

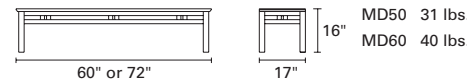


MANDALAY BACKLESS BENCH

This beautifully designed bench comes in two sizes, 5' and 6'. Strong enough for outdoor use, yet with a style befitting even the most distinguished indoor settings.

#MD50 Mandalay 5' Bench

#MD60 Mandalay 6' Bench





KINGSLEY~BATE™
ELEGANT OUTDOOR FURNITURE



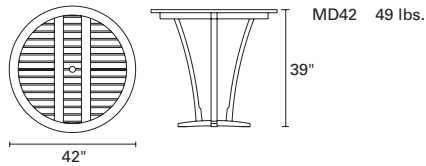
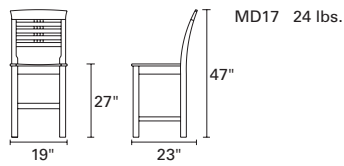
www.kingsleybate.com

MANDALAY BAR GROUP

The MANDALAY bar set is a natural addition to the MANDALAY group. The bar chair has the same comfort and styling as the elegant side chair, and will work as well in an interior setting as outdoors. The bar table is 42" round and will comfortably seat four. It has a 1-1/2" umbrella hole and plug.

#MD17 Mandalay Bar Chair

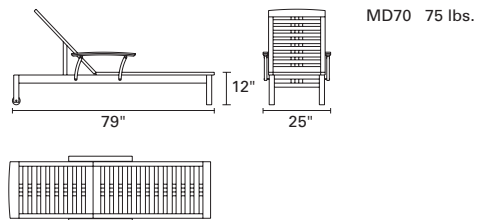
#MD42 Mandalay Bar Table



MANDALAY CHAISE

This elegantly designed piece is a perfect complement to the entire MANDALAY group. This chaise is made with arms that rotate back, allowing for easy access into and out of the chaise. The chaise has four back positions and hidden wheels for easy mobility.

#MD70 Mandalay Chaise





MANDALAY DEEP SEATING GROUP

The MANDALAY deep seating group perfectly complements our MANDALAY dining group. It reflects a Japanese influence that's sure to enhance almost any garden setting. The roomy lounge chair, ottoman, settee and sofa combine the comfort of indoor seating with the durability of all-weather teak. Cushions are included in the price, and are constructed of weather-resistant Sunbrella® fabric.

#MD80 Mandalay Sofa

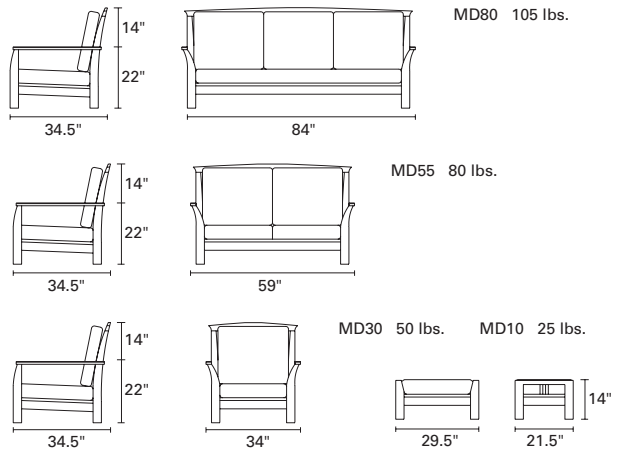
#MD55 Mandalay Settee

#MD30 Mandalay Lounge Chair

#MD10 Mandalay Ottoman

#MD44 Mandalay Coffee Table

#MD20 Mandalay Side Table





KINGSLEY~BATE™
ELEGANT OUTDOOR FURNITURE



ALGARVE DINING GROUP

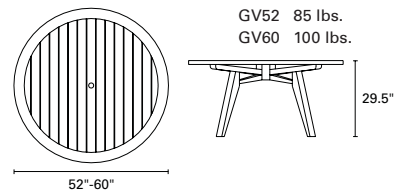
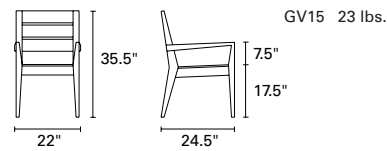
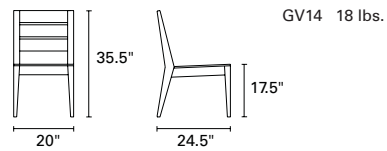
The clean lines and angles of the ALGARVE dining group unite in a postmodern look that will enhance any contemporary or transitional setting. Developed by designer Fred Spector, the group includes a dining armchair, side chair and two tables. Each dining table has an umbrella hole and plug. Comfortably seats 4-6 people.

#GV14 Algarve Side Chair

#GV15 Algarve Armchair

#GV52 Algarve 52" Round Dining Table

#GV60 Algarve 60" Round Dining Table





ALGARVE DEEP SEATING GROUP

Our ALGARVE deep seating group has a transitional look developed by designer Fred Spector. We use the finest Sunbrella® fabric on our roomy 25" wide cushions, or we will gladly construct cushions from a fabric of your choice. The group includes a three seat sofa, settee, lounge chair and ottoman, coffee and side tables. Shipped knocked down with easy assembly. (Pricing on this seating group includes cushions.)

#GV80 Algarve Sofa

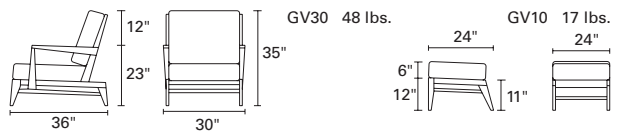
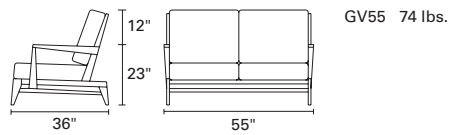
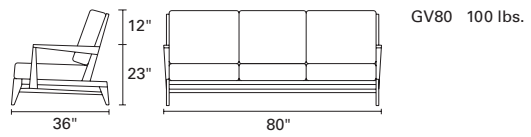
#GV55 Algarve Settee

#GV30 Algarve Lounge Chair

#GV10 Algarve Ottoman

#GV48 Algarve Coffee Table

#GV20 Algarve Side Table





KINGSLEY~BATE™
ELEGANT OUTDOOR FURNITURE



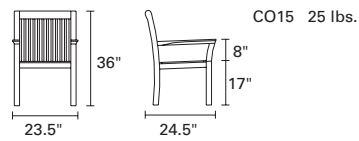
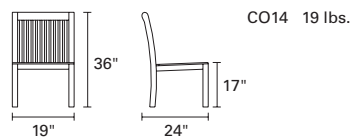
www.kingsleybate.com

CHELSEA DINING CHAIRS

The transitional design of the CHELSEA dining chairs melds both the elegant and the casual. The armchair is a roomy 19.5" inside the arms, and the ergonomically curved slats of the seat and back give these chairs maximum comfort, with or without cushions. The CHELSEA design is appropriate with any of our dining tables. A matching bench, and deep seating round out the CHELSEA group.

#C014 Chelsea Side Chair

#C015 Chelsea Armchair

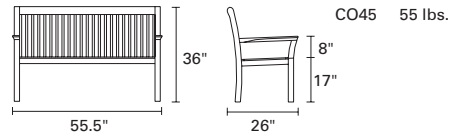




CHELSEA BENCH

The ergonomic curves of the CHELSEA bench provide maximum comfort along with a sophisticated design. The 54" bench matches the CHELSEA dining chairs and deep seating group.

#C045 Chelsea 4.5' Bench







CHELSEA DEEP SEATING GROUP

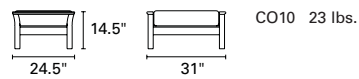
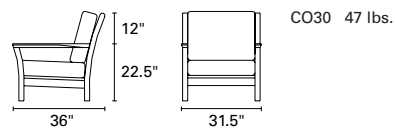
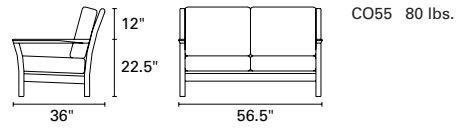
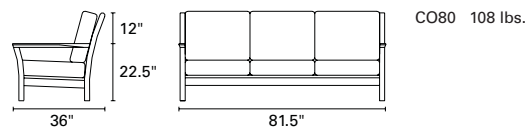
Minimal in ornamentation, the transitional design of the CHELSEA deep seating group adds casual sophistication to any setting. The sofa, settee, lounge chair and ottoman use only the finest weather-resistant Sunbrella® fabric. Cushions are included in the price.

#C080 Chelsea Sofa

#C055 Chelsea Settee

#C030 Chelsea Lounge Chair

#C010 Chelsea Ottoman

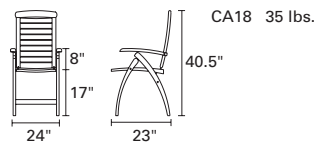




CATALINA ADJUSTABLE CHAIR

The comfortable, high-backed CATALINA chair, shown with the ESSEX 42" round table, adjusts to four different positions. Set the chair into its upright position when dining, or, when relaxing after a meal, simply change the backrest to other comfortable positions using the arms for adjustment. A seat-and-back hinged cushion is available, and the chair folds smoothly and compactly for storage.

#CA18 Catalina Adjustable Chair



CATALINA OTTOMAN/SIDE TABLE

Rounded edges and smooth surfaces make this ottoman/side table the ideal partner to our CATALINA adjustable chairs. At 16" high, it holds just about anything and folds for easy storage; toss a cushion on top and rest your feet!

#CA05 Catalina Ottoman/Side Table





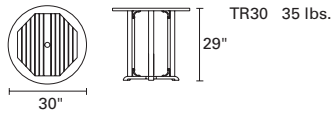
KINGSLEY~BATE™
ELEGANT OUTDOOR FURNITURE



ESSEX BISTRO TABLE

This 30" round bistro style table is the ideal choice for casual dining in a café or restaurant setting, or on patios or balconies where space may be limited. The table comes with a 1-1/2" umbrella hole and plug, which will accommodate our nine foot umbrella. The tabletop is slatted so rainwater drains easily from the surface.

#TR30 Essex 30" Round Bistro Table

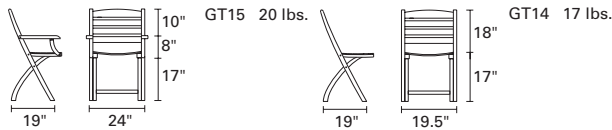


GEARHART FOLDING CHAIR

Our extremely comfortable GEARHART armchair, shown with the NEWPORT dining table, folds for easy storage and complements all of our dining tables. The GEARHART side chair is shown with the round ESSEX bistro table (above right).

#GT15 Gearhart Armchair

#GT14 Gearhart Side Chair



NEWPORT FOLDING TABLE

The round NEWPORT dining table folds for easy storage and complements numerous chairs. Shown with GEARHART armchairs, it comes with an umbrella hole and plug to accommodate our 9' market umbrella.

#NW42 Newport Round Folding Table



KINGSLEY~BATE™
ELEGANT OUTDOOR FURNITURE

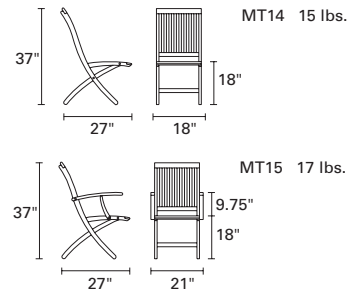


MONTEREY FOLDING CHAIR

Graceful curves, sturdy construction, and solid brass hardware are all features of our MONTEREY folding dining chairs. These sleek chairs complement any of our dining tables and, with the press of a thumb mechanism, easily fold for convenient storage when not in use. Available in both a side and armchair version.

#MT14 Monterey Side Chair

#MT15 Monterey Armchair





KINGSLEY~BATE™
ELEGANT OUTDOOR FURNITURE



www.kingsleybate.com

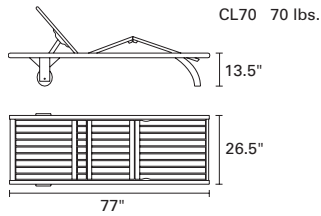
CLASSIC CHAISE

Our CLASSIC chaise has four backrest positions, plus a knee bend section that allows you to elevate your legs for extra support and comfort. Great for reading or napping, with optional arms that rotate backwards for easy accessibility. An optional tray is also available.

#CL70 Classic Chaise

#NTTR Tray

#CL01 Arms

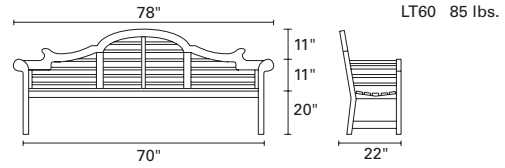




LUTYENS BENCH

The well-known LUTYENS bench, which graces England's most famous gardens, originated from famed architect Sir Edwin Lutyens. Our LUTYENS bench is the quintessential version, made with a comfortable curved seat, heirloom-quality construction and romantic, flowing lines.

#LT60 Lutyens 6' Bench







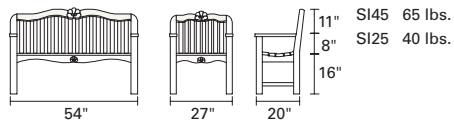
www.kingsleybate.com

SEA ISLAND BENCH

The Georgian shell of the SEA ISLAND bench exhibits the talents of our master wood carvers. The delicate lines of the shell complement the graceful serpentine curve of the back creating a bench as timeless in style as in structure. Available with matching garden armchair, the SEA ISLAND is equally at home in a country garden or seaside cottage.

#SI45 Sea Island 4.5' Bench

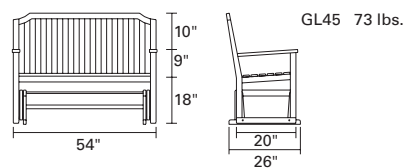
#SI25 Sea Island Garden Armchair



GLIDER

Our GLIDER is exceptionally sturdy and comfortable. Unlike most gliders, we use solid teak components for our Glider mechanism, insuring a smooth glide without swaying. In addition we make our GLIDER a roomy 54" in length, which is more comfortable than the typical 48" glider.

#GL45 4.5' Glider





HYDE PARK BENCH

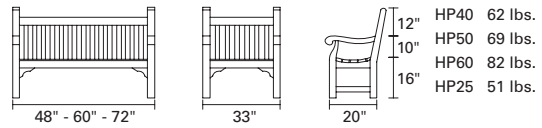
Here is the original English park bench. The classic proportions, fashioned from heavy teak stock, create a striking and graceful bench perfect for any commercial or residential setting. With a high-raked back, the HYDE PARK is exceptionally comfortable, and coupled with its weight and strength the HYDE PARK is perfectly suited for use in public parks, malls, office buildings or your own garden.

#HP40 Hyde Park 4' Bench

#HP50 Hyde Park 5' Bench

#HP60 Hyde Park 6' Bench

#HP25 Hyde Park Garden Armchair





KINGSLEY~BATE™
ELEGANT OUTDOOR FURNITURE



www.kingsleybate.com

DUNBARTON BENCH

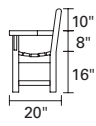
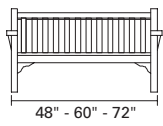
Built for strength and style, the DUNBARTON bench and garden armchair have broad flat arms on which to rest a glass or elbow. This practical design is ideal for a picnic or patio area.

#DN40 Dunbarton 4' Bench

#DN50 Dunbarton 5' Bench

#DN60 Dunbarton 6' Bench

#DN25 Dunbarton Garden Armchair



| | |
|------|---------|
| DN40 | 54 lbs. |
| DN50 | 62 lbs. |
| DN60 | 71 lbs. |
| DN25 | 40 lbs. |





ST. GEORGE BENCH

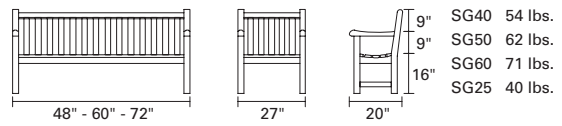
A robust yet elegant bench, the ST. GEORGE with contoured arms and slatted back will enhance the beauty of any landscape or garden setting. Built for strength and style, this classic will add enduring charm to any environment.

#SG40 St. George 4' Bench

#SG50 St. George 5' Bench

#SG60 St. George 6' Bench

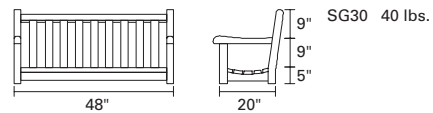
#SG25 St. George Garden Armchair



ST. GEORGE SWING

For a classic look, the 4' ST. GEORGE swing will grace any porch or backyard. The swing seats two people comfortably and can fasten to a tree, ceiling or wooden frame. It comes with brass hardware and weather resistant rope.

#SG30 St. George Swing





KINGSLEY~BATE™
ELEGANT OUTDOOR FURNITURE



www.kingsleybate.com

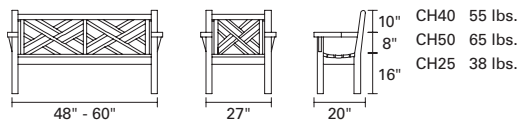
CHIPPENDALE BENCH

We combine the delicacy of Chinese latticework and the durability of teak to produce our CHIPPENDALE bench. Its intricate design highlights our superior craftsmanship and belies the fact that the CHIPPENDALE is maintenance free. Shown here is the 4' CHIPPENDALE and accompanying garden armchair, along with the 5' version.

#CH40 Chippendale 4' Bench

#CH50 Chippendale 5' Bench

#CH25 Chippendale Garden Armchair





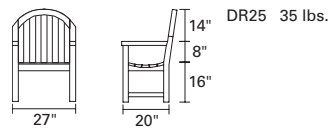
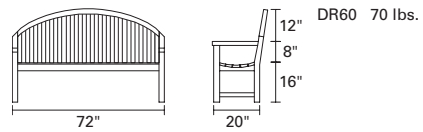
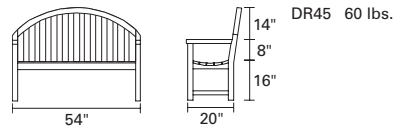
DERBY BENCH

Our DERBY benches are simple and elegant with a fluid, curved line. The graceful arch of the 54" DERBY (shown left) reaches a height of 38", the 6' DERBY (shown right) peaks at 36". The line includes a matching garden armchair.

#DR45 Derby 4.5' Bench

#DR60 Derby 6' Bench

#DR25 Derby Garden Armchair





KINGSLEY~BATE™
ELEGANT OUTDOOR FURNITURE



www.kingsleybate.com

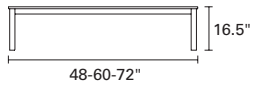
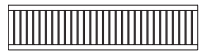
WAVERLEY BACKLESS BENCH

The WAVERLEY is the latest of our backless benches. The seat slats are scooped for comfort, making the 5' or 6' excellent benches to accompany our longer dining tables, or put two of the 4' side by side and use with our extra long extension tables.

#WV40 Waverley 4' Bench

#WV50 Waverley 5' Bench

#WV60 Waverley 6' Bench



WV40 28 lbs.
WV50 35 lbs.
WV60 40 lbs.

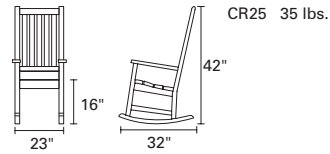




CHARLESTON ROCKER

Our high-backed rocker can stay on your porch year round without deterioration. This rocker is very comfortable with or without a cushion.

#CR25 Charleston Rocker

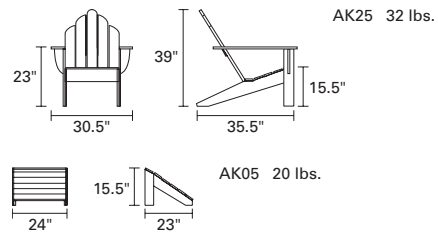


ADIRONDACK CHAIR AND OTTOMAN

Our ADIRONDACK chair is extremely comfortable. Many adirondack chairs have backs with too much angle which will not allow you to comfortably read or talk while sitting in the chair. We spent many hours adjusting our back and seat angles to get them just right. The combination of ergonomic comfort and solid teak create an adirondack chair of exceptional quality. (Ottoman sold separately.)

#AK25 Adirondack Chair

#AK05 Adirondack Ottoman





KINGSLEY~BATE™
ELEGANT OUTDOOR FURNITURE

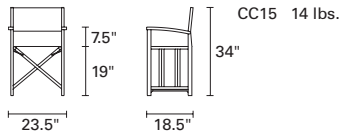


CAPRI DIRECTOR'S CHAIR

Our CAPRI director's chair combines contemporary styling with the comfort of sling furniture. The solid teak frame, stainless steel support braces and durable textilene fabric combine to create a strong, yet lightweight chair that folds easily and compactly. We offer the CAPRI in both sand and green fabrics.

#CC15W Capri Director's Chair – Sand (Off White)

#CC15G Capri Director's Chair – Green





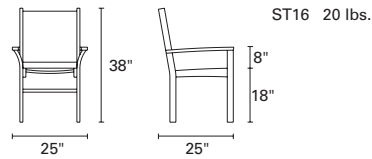
ST. TROPEZ STACKING ARMCHAIR

The roomy ST. TROPEZ stacking armchair complements our current ST. TROPEZ line. Designed with a solid teak frame, aluminum hardware and durable Textilene® fabric, this chair is ideal in a restaurant setting or dining area where storage space is at a premium. The chairs ship assembled four to a carton and are available in sand, black or blue. You are welcome to order in odd quantities, but there is an upcharge for reboxing.

#ST16W St. Tropez Stacking Armchair – Sand (Off White)

#ST16B St. Tropez Stacking Armchair – Black

#ST16BL St. Tropez Stacking Armchair – Blue



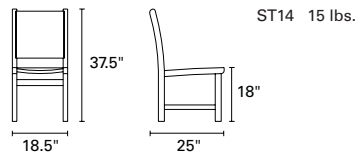
ST. TROPEZ DINING SIDE CHAIR

The roomy ST. TROPEZ dining side chair complements our current ST. TROPEZ line. Designed with a solid teak frame, aluminum hardware and durable Textilene® fabric. The chairs ship assembled four to a carton and are available in sand, black or blue. You are welcome to order in odd quantities, but there is an upcharge for reboxing.

#ST14W St. Tropez Side Chair – Sand (Off White)

#ST14B St. Tropez Side Chair – Black

#ST14BL St. Tropez Side Chair – Blue





KINGSLEY~BATE™
ELEGANT OUTDOOR FURNITURE



ST. TROPEZ ADJUSTABLE CHAIR AND OTTOMAN

Our ST. TROPEZ line combines a solid teak frame with sleek, weather resistant aluminum hardware and durable Textilene® fabric. The back of this exceptionally comfortable ST. TROPEZ chair adjusts to five different positions giving you both a dining and lounge chair. The tracking system allows for easy fabric replacement, if necessary. The ST. TROPEZ ottoman is compatible with both the ST. TROPEZ adjustable chair and folding chair. It adjusts to two positions—angled when using as an ottoman, or flat so that it can be used as stool or side table.

#ST18W St. Tropez Adjustable Chair – Sand (Off White)

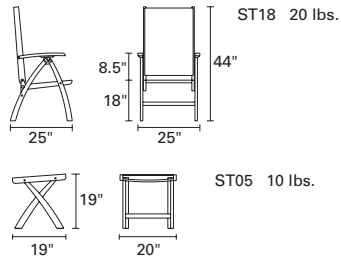
#ST18B St. Tropez Adjustable Chair – Black

#ST18BL St. Tropez Adjustable Chair – Blue

#ST05W St. Tropez Ottoman – Sand (Off White)

#ST05B St. Tropez Ottoman – Black

#ST05BL St. Tropez Ottoman – Blue





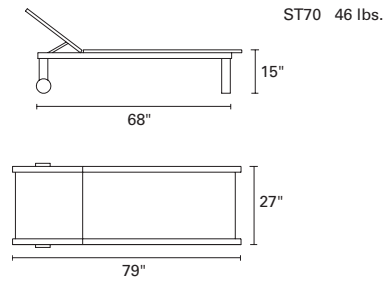
ST. TROPEZ CHAISE

The sophisticated ST. TROPEZ chaise is extremely comfortable without the need for a cushion. It easily adjusts to five different positions, and the Textilene® sling can be replaced if necessary. Of course, all hardware is stainless steel or aluminum to assure years of durability.

#ST70W St. Tropez Chaise – Sand (Off White)

#ST70B St. Tropez Chaise – Black

#ST70BL St. Tropez Chaise – Blue



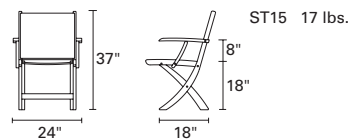
ST. TROPEZ FOLDING CHAIR

The ST. TROPEZ folding chair and ottoman accompanies our popular ST. TROPEZ adjustable back chair. This comfortable folding chair has a solid teak frame and durable Textilene® fabric. All hardware is either stainless steel or aluminum, guaranteeing years of durability.

#ST15W St. Tropez Folding Chair – Sand (Off White)

#ST15B St. Tropez Folding Chair – Black

#ST15BL St. Tropez Folding Chair – Blue





KINGSLEY~BATE™
ELEGANT OUTDOOR FURNITURE



TIBURON DINING GROUP

A mixed media group combining high grade #304 stainless steel, Batyline™ and our premium teak, the TIBURON dining chairs are sleek, high end furniture at value pricing. Available in cream, black and orange, the armchair, which stacks, is boxed in quantities of two and the non-stacking side chair ships in quantities of two. You are welcome to order in odd quantities, but there is an upcharge for re-boxing. The steel is easy to maintain with a non-abrasive stainless steel cleaner. The TIBURON rectangular dining tables comfortably seat 8, and come with a 2" umbrella hole and plug to accommodate our 10' umbrella.

Please Note: *Stainless steel furniture that will be exposed to salt air or chlorinated water should be electropolished or waxed. See pages 126-127 for details.*

#TB76 Tiburon 76" Rectangular Dining Table

#TB14C Tiburon Side Chair – Cream

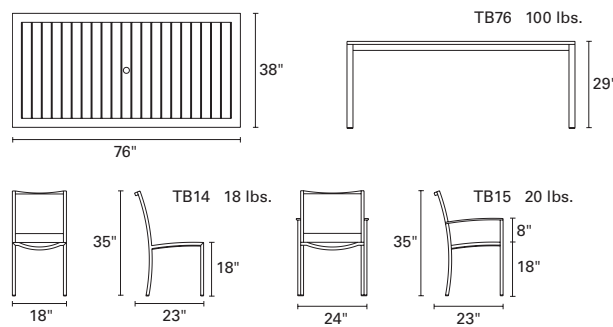
#TB15C Tiburon Armchair – Cream

#TB14B Tiburon Side Chair – Black

#TB15B Tiburon Armchair – Black

#TB14O Tiburon Side Chair – Orange

#TB15O Tiburon Armchair – Orange





TIBURON BAR CHAIR

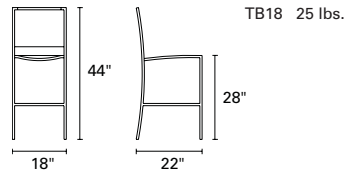
Combining high grade #304 stainless steel, Batyline™ and our premium teak, the TIBURON bar chairs are sleek, high end furniture at value pricing. Available in cream, black and orange.

Please Note: *Stainless steel furniture that will be exposed to salt air or chlorinated water should be electropolished or waxed. See pages 126-127 for details.*

#TB18C Tiburon Armless Bar Chair – Cream

#TB18B Tiburon Armless Bar Chair – Black

#TB18O Tiburon Armless Bar Chair – Orange

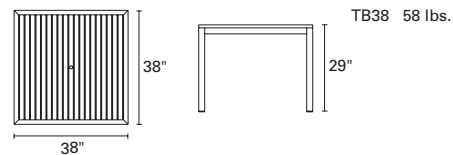


TIBURON SQUARE TABLE

Our TIBURON dining table continues the eye-catching mixed media theme of our contemporary TIBURON line. Highlighted by a solid teak tabletop, the sturdy legs and frame are constructed of high grade #304 stainless steel. Shipped knocked-down, the TIBURON table is easily assembled within minutes. Used side-by-side—they are perfect for restaurants and resort settings. The steel is simple to maintain with occasional application of a stainless steel cleaner. Each tabletop is accented by a stainless steel umbrella plug. The square dining table has a 1-1/2" hole which will accommodate our 9' Market umbrella.

Please Note: *Stainless steel furniture that will be exposed to salt air or chlorinated water should be electropolished or waxed. See pages 126-127 for details.*

#TB38 Tiburon 38" Square Dining Table





KINGSLEY~BATE™
ELEGANT OUTDOOR FURNITURE



TIBURON CHAISE

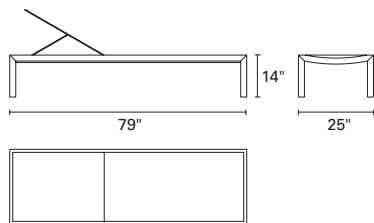
The elegant yet durable TIBURON chaise is a contemporary mixed media piece of heavy duty, #304 grade stainless steel, Batyline™ and teak. Hidden wheels make this chaise easy to maneuver. Available in cream, black and orange, the steel is easy to maintain with the occasional application of a non-abrasive stainless steel polish.

Please Note: *Stainless steel furniture that will be exposed to salt air or chlorinated water should be electropolished or waxed. See pages 126-127 for details.*


#TB79C Tiburon Chaise – Cream

#TB79B Tiburon Chaise – Black

#TB790 Tiburon Chaise – Orange



TB79 40 lbs.





IBIZA DINING CHAIR

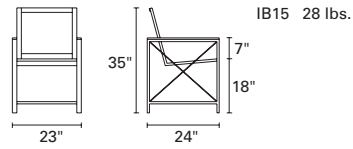
Introducing the new mixed media collection designed by Andrew Gower. This collection combines high grade stainless steel with premium teak and Batyline™ sling. The state-of-the-art dining chair is shipped to you knocked down in cartons and with easy assembly.

Please Note: *Stainless steel furniture that will be exposed to salt air or chlorinated water should be electropolished or waxed. See pages 126-127 for details.*

#IB15C Ibiza Dining Chair – Cream

#IB15BK Ibiza Dining Chair – Black

#IB15BZ Ibiza Dining Chair – Bronze





KINGSLEY~BATE™
ELEGANT OUTDOOR FURNITURE



www.kingsleybate.com

IBIZA CLUB CHAIR & OTTOMAN

The IBIZA club chair and ottoman would be a sleek and elegant addition to any poolside or patio. Like the dining chair, these pieces are shipped knocked down in cartons and with easy assembly. Constructed of high grade stainless steel, premium teak and the best exterior Batyline™ fabric, this group is not only durable but extremely comfortable. Accent the group with the complementary IBIZA side table.

Please Note: Stainless steel furniture that will be exposed to salt air or chlorinated water should be electropolished or waxed. See pages 126-127 for details.

#IB30C Ibiza Club Chair – Cream

#IB30BK Ibiza Club Chair – Black

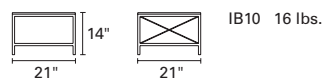
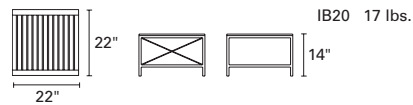
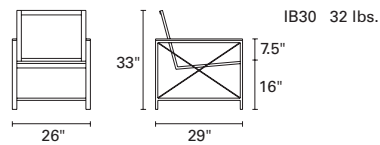
#IB30BZ Ibiza Club Chair – Bronze

#IB10C Ibiza Ottoman – Cream

#IB10BK Ibiza Ottoman – Black

#IB10BZ Ibiza Ottoman – Bronze

#IB20 Ibiza Side Table





IBIZA CHAISE

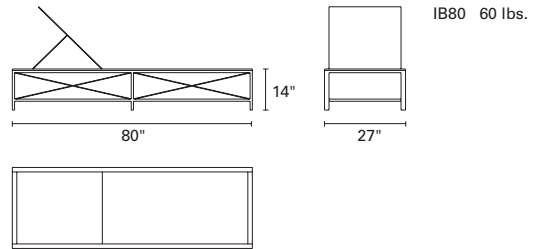
Designed by Andrew Gower, the IBIZA chaise is a beautiful piece of furniture that enhances any landscape. Made with the finest Batyline™ fabric, stainless steel and teak, it is extremely comfortable as well as durable. The chaise is shipped fully assembled, and is constructed with hidden back wheels for easy maneuverability.

Please Note: *Stainless steel furniture that will be exposed to salt air or chlorinated water should be electropolished or waxed. See pages 126-127 for details.*

#IB80C Ibiza Chaise – Cream

#IB80BK Ibiza Chaise – Black

#IB80BZ Ibiza Chaise – Bronze





KINGSLEY~BATE™
ELEGANT OUTDOOR FURNITURE

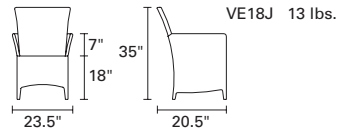


www.kingsleybate.com

VIEQUES DINING CHAIR

We make our all woven VIEQUES armchair with durable Rehau™ synthetic wicker, and powder coated aluminum frames for maximum durability. Extremely comfortable and natural looking, we offer this chair in the java brown color. Chairs are packed two per carton.

#VE18J Vieques Dining Chair







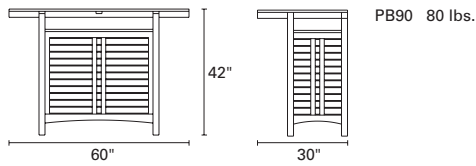
KINGSLEY~BATE™
ELEGANT OUTDOOR FURNITURE



PARTY BAR

The perfect accessory to outdoor entertaining, the Kingsley-Bate PARTY BAR is an elegant yet functional way to serve friends. Featuring a stainless steel ice bucket with teak cover, wine glass rack, drawer and three adjustable shelves this multi-functional piece has a generous 38" prep area to accommodate a variety of tasks.

#PB90 Party Bar



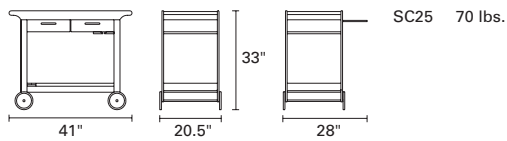
PB90 80 lbs.



SERVING CART

Our multifunctional SERVING CART has a glass holder and bottle rack, plus a removable bottom tray, storage drawers and fold up leaf for additional table top room. An elegant accessory for any patio.

#SC25 Serving Cart



SC25 70 lbs.



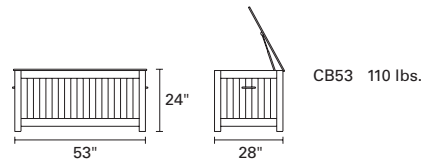
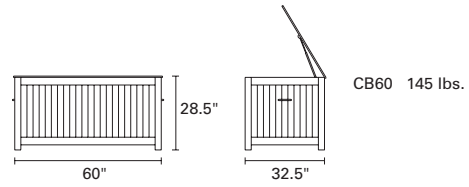


CUSHION BOXES

Our roomy CUSHION BOXES measure 60" and 53" in length, and will allow you to keep a number of large cushions outside without bringing them indoors. The top of the boxes are silicon sealed, while the bottoms are slatted so cushions stay dry, or dry out if necessary. For safety purposes, the hydraulic stays keep the tops from slamming when closing. The large box can be used as a toy chest, or as a serving table when the top is down. The smaller box can also be used as a bench.

#CB60 Cushion Box 60"

#CB53 Cushion Box 53"



VERSAILLES PLANTERS

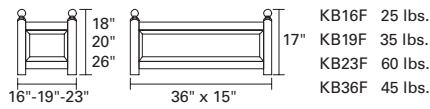
All of our planters are constructed with mortise and tenon joinery and may be left outdoors season after season without maintenance. The VERSAILLES planters have elegant round finials and a raised panel design. A liner is recommended.

#KB16F Versailles Planter 16" x 16" x 18"

#KB19F Versailles Planter 19" x 19" x 20"

#KB23F Versailles Planter 23" x 23" x 26"

#KB36F Versailles Planter 15" x 36" x 17"



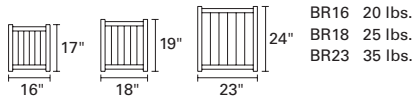
BROOKSIDE PLANTERS

Our lighter weight BROOKSIDE planters are available in three sizes: 16", 18" and 23" square. Constructed with mortise and tenon joinery, our planters will last for decades and weather to a silver gray patina. A liner is recommended.

#BR16 Brookside Planter 16" x 16" x 17"

#BR18 Brookside Planter 18" x 18" x 19"

#BR23 Brookside Planter 23" x 23" x 24"





NANTUCKET SIDE TABLE

Our NANTUCKET side table looks homey and comfortable next to its big brothers from the NANTUCKET deep seating family. Side table is 21" x 21" x 17" (high).

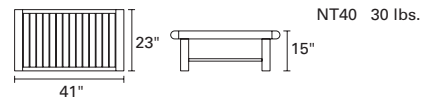
#NT22 Nantucket Square Side Table



NANTUCKET COFFEE TABLE

Our NANTUCKET coffee table looks homey and comfortable next to its big brothers from the NANTUCKET deep seating family. Coffee table is 41" x 23" x 15" (high).

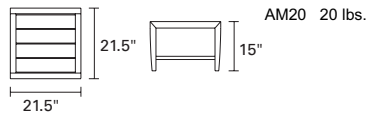
#NT40 Nantucket Rectangular Coffee Table



AMALFI SIDE TABLE

The AMALFI side table is a perfect accompaniment to our AMALFI club chair, chaises and deep seating group and is 21.5"x 21.5" x 15" (high).

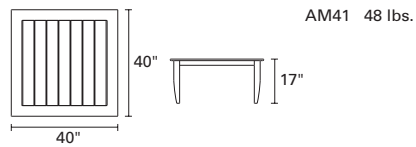
#AM20 Amalfi Square Side Table



AMALFI COFFEE TABLE

Combined with our AMALFI deep seating group or by itself, our AMALFI coffee table promises years and years of enjoyment. At 40" square, it's sturdy, functional and elegant.

#AM41 Amalfi Square Coffee Table

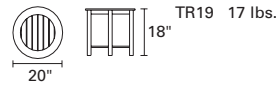




ESSEX SIDE TABLE

The multifunctional round ESSEX side table measures 20" in diameter and 18" high and will compliment any of our chaises or lounge chairs.

#TR19 Essex 20" Round Side Table

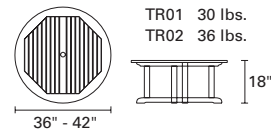


ESSEX ROUND COFFEE TABLES

Our versatile round ESSEX (36" and 42") coffee tables are hard wearing, attractive yet functional. They accommodate our 9' umbrella and base for shading all kinds of outdoor activities.

#TR01 Essex 36" Round Coffee Table

#TR02 Essex 42" Round Coffee Table

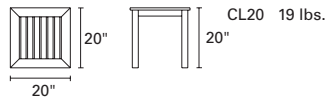
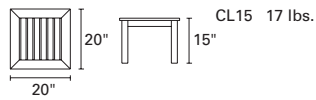


CLASSIC SIDE TABLES

The CLASSIC side tables are distinguished by their clean lines and simplicity in form. Made with attractive mitered corners, these versatile tables will accent any outdoor setting. The CLASSIC 20" high side table may be used in conjunction with all of our seating groups, or on its own as a plant stand. The CLASSIC 15" high side table fits well with our chaises and club chairs.

#CL15 Classic Square Side Table

#CL20 Classic Square Side Table



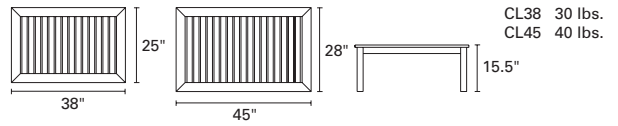


CLASSIC COFFEE TABLES

Our CLASSIC coffee tables are constructed with mitered corners and mortise and tenon joinery. These attractive tables come in two sizes: a 38" long and the slightly longer 45" version. Both assemble easily within minutes.

#CL38 Classic Rectangular Coffee Table

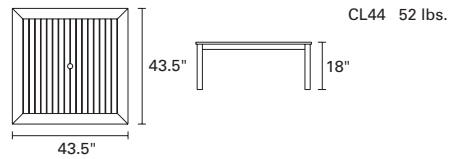
#CL45 Classic Rectangular Coffee Table



CLASSIC SQUARE COFFEE TABLE

The CLASSIC square coffee table is a great conversation table, large enough to accommodate big lounge chairs, settees or sofas. A 2" umbrella hole and plug accommodates our 10' umbrella.

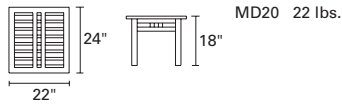
#CL44 Classic Square Coffee Table



MANDALAY SIDE TABLE

The MANDALAY side table, with its Japanese influence and sophistication, is a perfect complement to the MANDALAY seating groups.

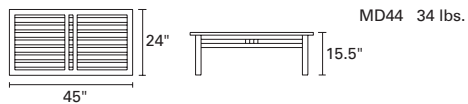
#MD20 Mandalay Side Table



MANDALAY COFFEE TABLE

The sturdy, functional and sophisticated MANDALAY coffee table promises years of enjoyment. Combined with our MANDALAY deep seating group or by itself, this Japanese-influenced design is sure to please.

#MD44 Mandalay Rectangular Coffee Table

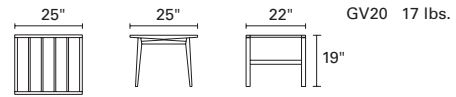




ALGARVE SIDE TABLE

The contemporary ALGARVE side table pairs beautifully with our ALGARVE deep seating group.

#GV20 Algarve Side Table



ALGARVE COFFEE TABLE

The ALGARVE coffee table complements the ALGARVE deep seating group, and is the largest of our coffee tables at 48" in length!

#GV48 Algarve Coffee Table



CATALINA OTTOMAN/ SIDE TABLE

The CATALINA serves as both a side table and ottoman (see page 62 for complete description).

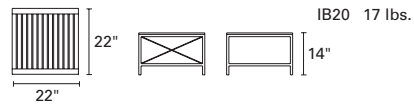
#CA05 Catalina Ottoman/Side Table



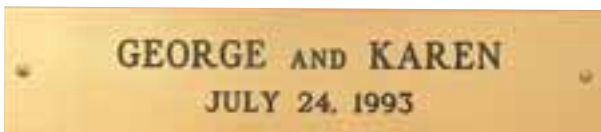
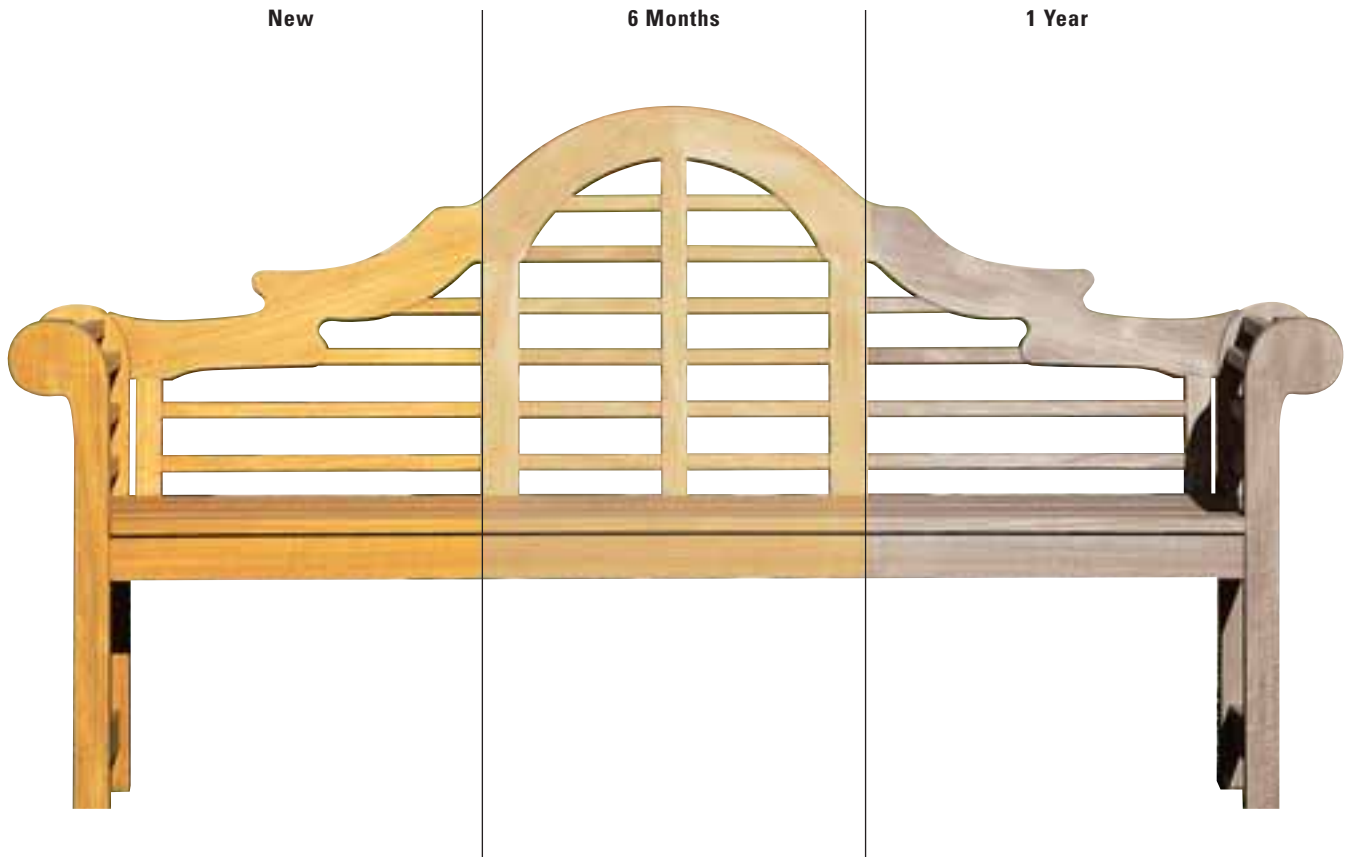
IBIZA SIDE TABLE

Designed by Andrew Gower, this table combines high grade #304 stainless steel with premium teak. Ships knocked-down in cartons and with easy assembly.

#IB20 Ibiza Square Side Table



RATE OF WEATHERING



ENGRAVED BRASS PLAQUE

Complement your Kingsley-Bate bench with a brass plaque engraved with the message of your choice. Our plaque is solid brass with brass screws, measures 2" by 5", and will accommodate a maximum of four lines. The plaque will ship separately from your furniture.

MAINTAINING TEAK

Teak furniture requires little, if any, maintenance and can be left outdoors year-round to weather naturally. While the rate of weathering varies depending on climate, moisture and exposure to sun, your furniture will eventually acquire a beautiful silver-gray patina as the surface pigments begin to fade. We recommend that you allow your teak furniture to weather naturally this way and simply clean it thoroughly once or twice a year with soap and water.

If you prefer the golden-brown color of new teak, you may use our Kingsley-Bate teak cleaner and protector to restore your weathered furniture to its original luster. This process is very simple, does not require heavy scrubbing, and will take about 30 minutes for one bench.

(NOTE: This cleaner should only be used if you want to remove the silver-gray color. To clean the furniture without removing the silver-gray simply use soap and water. Should you want to maintain the golden brown color, apply our teak protector after cleaning. It is not necessary to use the cleaner on a new piece. The protector should be reapplied seasonally.)

#TC01B Teak Cleaner (1 liter bottle)

#TC01CS Teak Cleaner (Case of 16 bottles)

#TC02B Teak Protector (1 liter bottle)

#TC02CS Teak Protector (Case of 20 bottles)





MAINTAINING STAINLESS STEEL

We use #304 grade stainless steel—the industry standard—in manufacturing our TIBURON and IBIZA outdoor products. Yet despite its durability, stainless steel furniture requires regular maintenance to keep it looking like new and we recommend cleaning your stainless steel furniture periodically.

Although stainless steel is generally resistant to corrosion, the surface is susceptible to discoloration due to the effects of salt water, salt air, and chlorine from pool water. We do not recommend using this furniture if you are within 10 miles of the ocean unless the furniture has been electropolished or waxed. Discoloring in no way affects the strength, integrity or longevity of the furniture, and proper cleaning will restore the steel to its original appearance.

To further inhibit corrosion and retard the effects of weather and oxidation, we recommend using Kingsley-Bate Anti-Corrosion Wax at least once a year.

SS01B Anti-Corrosion Wax (.5 Liter bottle)

SS01CS Anti-Corrosion Wax (Case of 6 bottles)



ELECTROPOLISHING

Stainless steel furniture that will be used within 10 miles of the ocean, or has direct contact with chlorinated swimming pool water, should be ordered with an electropolished finish. Electropolishing is a special treatment that renders steel suitable for these environments by helping to prevent oxidation or corrosion. Stainless steel furniture that has been electropolished will have a mirror finish versus the brushed appearance of our untreated finish. Available on a special order basis only. Please allow 8 weeks for delivery.

WOVEN FURNITURE

All our woven furniture is made using Rehou™ synthetic wicker, an extremely durable man-made fibre. Soft to the touch, this remarkable material has many benefits including high suppleness, tear resistance, UV resistance and weather resistance.

Woven furniture can be left outside all year round and is able to withstand temperatures from -20°C to +55°C. When very cold, the weave will become stiffer than normal and when very hot, the weave will become more elastic. However, it will always revert to its normal elasticity once the ambient temperature stabilizes.





FABRIC SELECTIONS

Customize your cushions and umbrella canopies with over 50 designer outdoor fabrics from Sunbrella® and Outdura®. These fabrics are constructed from 100% solution dyed acrylic canvas and come in an extraordinary range of styles and colors. Unlike cotton canvas, they are water repellent, mildew resistant, stain resistant and colorfast.

Swatch books or fabric samples are available upon request.

Additional Fabric Options

Customer's Own Material (C.O.M.) is always welcome. You may also order other Sunbrella® fabrics that are not included in our standard line. Refer to our price list for complete details.

CUSHIONS

Our cushions are built for the ultimate in comfort and outdoor performance. Cushions are filled with either mildew-resistant urethane foam wrapped with polyester fiber, or with blow-filled polyester fiber. All cushions come standard with color-coordinated nylon zippers. Cushions are sewn with a lock-stitch sewing method for superior seam strength and tear resistance.



CHAISES, CLUB CHAIRS AND OTTOMANS



Steamer Pg. 2
 Code: ST65
 Width 23"
 Length 58"
 Seat Height 14"
 Arm Height 22"
 Weight 55 lbs.



Amalfi Ottoman Pg. 22
 Code: AM05
 Width 24.5"
 Depth 20"
 Height 14.5"
 Weight 18 lbs.



Nantucket Chaise Pg. 9
 Code: NT70
 Width 25"
 Length 77"
 Seat Height 13"
 Weight 60 lbs.



Amalfi Chaise with Arms Pg. 23
 Code: AM60
 Width 30.5"
 Length 66.5"
 Height 35"
 Seat Height 15"
 Weight 70 lbs.



Nantucket Club Chair Pg. 9
 Code: NT25
 Width 27.5"
 Depth 27"
 Seat Height 14.5"
 Arm Height 22.5"
 Weight 30 lbs.



Mandalay Chaise Pg. 49
 Code: MD70
 Width 25"
 Length 79"
 Seat Height 12"
 Weight 75 lbs.



Nantucket Ottoman Pg. 9
 Code: NT05
 Width 24"
 Depth 24"
 Height 13.5"
 Weight 15 lbs.



Classic Chaise Pg. 69
 Code: CL70
 Width 26.5"
 Length 77"
 Seat Height 13.5"
 Weight 70 lbs.



Amalfi Poolside Chaise Pg. 18
 Code: AM70
 Width 27.5"
 Length 78"
 Seat Height 13.5"
 Weight 70 lbs.



St. Tropez Chaise Pg. 94
 Code: ST70W, ST70B, ST70BL
 Width 27"
 Length 79"
 Seat Height 15"
 Weight 46 lbs.



Amalfi Club Chair Pg. 22
 Code: AM25
 Width 29.5"
 Depth 28"
 Height 33"
 Seat Height 15"
 Arm Height 24"
 Weight 35 lbs.



Tiburon Chaise Pg. 100, 101
 Code: TB79B, TB79C, TB79O
 Width 25"
 Length 79"
 Seat Height 14"
 Weight 40 lbs.

DINING CHAIRS AND BAR CHAIRS



Ibiza Club Chair Pg. 104
 Code: IB30C, IB30BK, IB30BZ
 Width 26"
 Depth 29"
 Height 33"
 Seat Height 16"
 Arm Height 23.5"
 Weight 32 lbs.



Nantucket Dining Chair Pg. 5
 Code: NT15
 Width 22.5"
 Depth 23"
 Height 35"
 Seat Height 17"
 Arm Height 24"
 Weight 25 lbs.



Ibiza Ottoman Pg. 105
 Code: IB10C, IB10BK, IB10BZ
 Width 21"
 Depth 21"
 Height 14"
 Weight 16 lbs.



Nantucket Bar Chair Pg. 6, 7
 Code: NT18
 Width 22.5"
 Depth 23"
 Height 46"
 Seat Height 28"
 Arm Height 35"
 Weight 40 lbs.



Ibiza Chaise Pg. 106, 107
 Code: IB80C, IB80BK, IB80BZ
 Width 27"
 Length 80"
 Seat Height 14"
 Weight 60 lbs.



Amalfi Dining Chair Pg. 12, 13
 Code: AM15
 Width 23.5"
 Depth 24.5"
 Height 35"
 Seat Height 17.5"
 Arm Height 25"
 Weight 25 lbs.



Amalfi Bar Chair Pg. 21
 Code: AM18
 Width 23"
 Depth 23"
 Height 45"
 Seat Height 27"
 Arm Height 36"
 Weight 35 lbs.



Hampton Dining Chair Pg. 26
 Code: HR15
 Width 25"
 Depth 21"
 Height 41"
 Seat Height 17"
 Arm Height 24"
 Weight 25 lbs.



Classic Armchair Pg. 29
 Code: CL18A
 Width 23"
 Depth 21"
 Height 38"
 Seat Height 18"
 Arm Height 25"
 Weight 23 lbs.

DINING CHAIRS AND BAR CHAIRS



Classic Side Chair Pg. 29
 Code: CL18
 Width: 18"
 Depth: 21"
 Height: 38"
 Seat Height: 18"
 Weight: 20 lbs.



Chelsea Side Chair Pg. 57
 Code: C014
 Width: 19"
 Depth: 24"
 Height: 36"
 Seat Height: 17"
 Weight: 19 lbs.



Mandalay Armchair Pg. 42
 Code: MD15
 Width: 27"
 Depth: 24"
 Height: 37"
 Seat Height: 17.5"
 Arm Height: 25"
 Weight: 26 lbs.



Chelsea Arm Chair Pg. 57
 Code: C015
 Width: 23.5"
 Depth: 24.5"
 Height: 36"
 Seat Height: 17"
 Arm Height: 25"
 Weight: 25 lbs.



Mandalay Side Chair Pg. 42
 Code: MD14
 Width: 19"
 Depth: 24"
 Height: 37"
 Seat Height: 17.5"
 Weight: 22 lbs.



Catalina Adjustable Chair Pg. 62
 Code: CA18
 Width: 24"
 Depth: 23"
 Height: 40.5"
 Seat Height: 17"
 Arm Height: 25"
 Weight: 35 lbs.



Mandalay Bar Chair Pg. 49
 Code: MD17
 Width: 19"
 Depth: 23"
 Height: 47"
 Seat Height: 27"
 Weight: 24 lbs.



Catalina Ottoman Pg. 62
 Code: CA05
 Width: 19"
 Depth: 20"
 Height: 16"
 Weight: 17 lbs.



Algarve Side Chair Pg. 53
 Code: GV14
 Width: 20"
 Depth: 24.5"
 Height: 35.5"
 Seat Height: 17.5"
 Weight: 18 lbs.



Gearhart Folding Armchair Pg. 65
 Code: GT15
 Width: 24"
 Depth: 19"
 Height: 35"
 Seat Height: 17"
 Arm Height: 25"
 Weight: 20 lbs.



Algarve Arm Chair Pg. 53
 Code: GV15
 Width: 22"
 Depth: 24.5"
 Height: 35.5"
 Seat Height: 17.5"
 Arm Height: 25"
 Weight: 23 lbs.



Gearhart Folding Side Chair Pg. 65
 Code: GT14
 Width: 19.5"
 Depth: 19"
 Height: 35"
 Seat Height: 17"
 Weight: 17 lbs.

DINING CHAIRS AND BAR CHAIRS



Monterey Folding Side Chair Pg. 66
 Code: MT14
 Width: 18"
 Depth: 27"
 Height: 37"
 Seat Height: 18"
 Weight: 15 lbs.



St. Tropez Ottoman Pg. 93
 Code: ST05W, ST05B, ST05BL
 Width: 20"
 Depth: 19"
 Height: 19"
 Weight: 10 lbs.



Monterey Folding Armchair Pg. 66
 Code: MT15
 Width: 21"
 Depth: 27"
 Height: 37"
 Seat Height: 18"
 Arm Height: 27.75"
 Weight: 17 lbs.



St. Tropez Folding Chair Pg. 94, 95
 Code: ST15W, ST15B, ST15BL
 Width: 24"
 Depth: 18"
 Height: 37"
 Seat Height: 18"
 Arm Height: 26"
 Weight: 17 lbs.



Capri Director's Chair Page 88, 89
 Code: CC15W, CC15G
 Width: 23.5"
 Depth: 18.5"
 Height: 34"
 Seat Height: 19"
 Arm Height: 26.5"
 Weight: 14 lbs.



Tiburon Side Chair Pg. 96, 97
 Code: TB14C, TB14B, TB14O
 Width: 18"
 Depth: 23"
 Height: 35"
 Seat Height: 18"
 Weight: 18 lbs.



St. Tropez Dining Side Chair Pg. 90
 Code: ST14W, ST14B, ST14BL
 Width: 18.5"
 Depth: 25"
 Height: 37.5"
 Seat Height: 18"
 Weight: 15 lbs.



Tiburon Armchair Pg. 96, 97
 Code: TB15C, TB15B, TB15O
 Width: 24"
 Depth: 23"
 Height: 35"
 Seat Height: 18"
 Arm Height: 26"
 Weight: 20 lbs.



St. Tropez Stacking Chair Pg. 90
 Code: ST16W, ST16B, ST16BL
 Width: 25"
 Depth: 25"
 Height: 38"
 Seat Height: 18"
 Arm Height: 26"
 Weight: 20 lbs.



St. Tropez Adjustable Chair Pg. 92
 Code: ST18W, ST18B, ST18BL
 Width: 25"
 Depth: 25"
 Height: 44"
 Seat Height: 18"
 Arm Height: 26.5"
 Weight: 20 lbs.



DINING CHAIRS AND BAR CHAIRS DINING AND BAR TABLES



Tiburon Bar Chair Pg. 98
 Code: TB18C, TB18B, TB18O
 Width 18"
 Depth 22"
 Height 44"
 Seat Height 28"
 Weight 25 lbs.



Amalfi Bar Table Pg. 21
 Code: AM37
 Diameter 36"
 Height 39"
 Seats 2/4
 Weight 55 lbs.



Ibiza Dining Chair Pg. 102, 103
 Code: IB15C, IB15BK, IB15BZ
 Width 23"
 Depth 24"
 Height 35"
 Seat Height 18"
 Arm Height 25"
 Weight 28 lbs.



Mandalay Bar Table Pg. 49
 Code: MD42
 Diameter 42"
 Height 39"
 Seats 2/4
 Weight 49 lbs.



Vieques Dining Chair Pg. 108-109
 Code: VE18J
 Width 23.5"
 Depth 20.5"
 Height 35"
 Seat Height 18"
 Arm Height 25"
 Weight 13 lbs.



Essex Bar Table Pg. 7
 Code: TR37
 Diameter 36"
 Height 39"
 Seats 2/4
 Weight 50 lbs.



Essex 30" Round Bistro Table Pg. 65
 Code: TR30
 Diameter 30"
 Height 29"
 Seats 2/3
 Weight 35 lbs.



Essex 36" Round Dining Table Pg. 29
 Code: TR36
 Diameter 36"
 Height 29"
 Seats 4
 Weight 45 lbs.



Essex 42" Round Dining Table Pg. 29
 Code: TR42
 Diameter 42"
 Height 29"
 Seats 4
 Weight 60 lbs.

DINING AND BAR TABLES



Essex 50" Round Dining Table Pg. 29
 Code: TR50
 Diameter: 50"
 Height: 29"
 Seats: 4
 Weight: 80 lbs.



Essex 122" Auxiliary Round Table Pg. 37
 Code: TR122
 Diameter: 46"
 Height: 28"
 Seats: 4
 Weight: 60 lbs.



Essex 60" Round Dining Table Pg. 29
 Code: TR60
 Diameter: 60"
 Height: 29"
 Seats: 6
 Weight: 100 lbs.



Amalfi Square Dining Table with Glass Pg. 17
 Code: AM40
 Width: 40"
 Length: 40"
 Height: 29"
 Seats: 4
 Weight: 45 lbs.



Amalfi Round Dining Table Pg. 13
 Code: AM50
 Diameter: 50"
 Height: 29"
 Seats: 4
 Weight: 70 lbs.



Evanston Square Dining Table Pg. 38
 Code: ET36
 Width: 36"
 Length: 36"
 Height: 29"
 Seats: 4
 Weight: 50 lbs.



Amalfi Round Dining Table—Marble Pg. 17
 Code: AM48B
 Diameter: 48"
 Height: 29"
 Seats: 4
 Weight: 125 lbs.



Wainscott Square Dining Table Pg. 41
 Code: WS42
 Width: 42"
 Length: 42"
 Height: 29"
 Seats: 4
 Weight: 60 lbs.



Amalfi Round Dining Table—Glass Pg. 17
 Code: AM48
 Diameter: 48"
 Height: 29"
 Seats: 4
 Weight: 55 lbs.



Mandalay Square Table Pg. 44
 Code: MD61
 Width: 60"
 Length: 60"
 Height: 29"
 Seats: 8
 Weight: 105 lbs.



Newport Folding Table Pg. 64
 Code: NW42
 Diameter: 42"
 Height: 29"
 Seats: 4
 Weight: 40 lbs.



Algarve 52" Round Dining Table Pg. 52, 53
 Code: GV52
 Diameter: 52"
 Height: 29.5"
 Seats: 4
 Weight: 85 lbs.

DINING AND BAR TABLES



Algarve 60" Round Dining Table Pg. 53
 Code: GV60
 Diameter: 60"
 Height: 29.5"
 Seats: 6
 Weight: 100 lbs.



Tiburon 38" Square Dining Table Pg. 98
 Code: TB38
 Width: 38"
 Length: 38"
 Height: 29"
 Seats: 4
 Weight: 58 lbs.



Amalfi Rectangular Dining Table Pg. 14, 15
 Code: AM73
 Width: 38"
 Length: 73"
 Height: 29"
 Weight: 80 lbs.



Tiburon 76" Rectangular Dining Table Pg. 96
 Code: TB76
 Width: 38"
 Length: 76"
 Height: 29"
 Seats: 8
 Weight: 100 lbs.



Wainscott Rectangular Dining Table Pg. 40, 41
 Code: WS85
 Width: 42"
 Length: 85"
 Height: 29"
 Seats: 6/8
 Weight: 100 lbs.



Essex 106" Rectangular Extension Table Pg. 32, 33
 Code: TR106
 Width: 42"
 Length: 74" – 106"
 Height: 29"
 Weight: 200 lbs.



Evanston Rectangular Extension Table Pg. 39
 Code: TR92
 Width: 40"
 Length: 70" – 92"
 Height: 29"
 Seats: 8/10
 Weight: 110 lbs.



Essex Oval Dining Table Pg. 27
 Code: TR71
 Width: 38"
 Length: 72"
 Height: 29"
 Seats: 6/8
 Weight: 100 lbs.

DINING AND BAR TABLES



Essex 100" Oval Extension Table

Pg. 30, 31
Code: TR100
Width: 50"
Length: 78" – 100"
Height: 29.5"
Seats: 8/12
Weight: 150 lbs.



Mandalay Elliptical Extension Table

Pg. 42, 43
Code: MD98
Width: 45"
Length: 71" – 98"
Height: 29.5"
Seats: 6/10
Weight: 135 lbs.



Essex 114" Oval Extension Table

Pg. 34, 35
Code: TR114
Width: 45"
Length: 80" – 114"
Height: 29"
Seats: 10/12
Weight: 155 lbs.



Essex 122" Oval Extension Table

Pg. 36, 37
Code: TR122
Width: 46"
Length: 76" – 122"
Height: 29"
Seats: 12
Weight: 175 lbs.



BENCHES AND GARDEN CHAIRS



Evanston 5' & 6' Bench

Pg. 38
Code: ET50, ET60
Length: 60", 72"
Depth: 17"
Height: 16"
Weight: 40 lbs., 48 lbs.



Mandalay 5' & 6' Backless Bench

Pg. 46, 47
Code: MD50, MD60
Length: 60", 72"
Depth: 17"
Height: 16"
Weight: 31 lbs., 40 lbs.



Waverley 4', 5' & 6' Benches

Pg. 84, 85
Code: WV40, WV50, WV60
Length: 48", 60", 72"
Depth: 17"
Height: 16.5"
Weight: 28 lbs., 35 lbs., 40 lbs.



Mandalay 4.5' Bench

Pg. 46
Code: MD45
Length: 57"
Depth: 22"
Height: 36"
Seat Height: 17"
Arm Height: 25"
Weight: 55 lbs.



Chelsea 4.5' Bench

Pg. 58, 59
Code: C045
Length: 55.5"
Depth: 26"
Height: 36"
Seat Height: 17"
Arm Height: 25"
Weight: 55 lbs.



Lutyens 6' Bench

Pg. 70, 71
Code: LT60
Length: 78"
Depth: 22"
Height: 42"
Seat Height: 20"
Arm Height: 31"
Weight: 85 lbs.

BENCHES AND GARDEN CHAIRS



Sea Island 4.5' Bench Pg. 72
 Code: SI45
 Length: 54"
 Depth: 20"
 Height: 35"
 Seat Height: 16"
 Arm Height: 24"
 Weight: 65 lbs.



St. George 4', 5' & 6' Bench Pg. 78
 Code: SG40, SG50, SG60
 Length: 48", 60", 72"
 Depth: 20"
 Height: 34"
 Seat Height: 16"
 Arm Height: 25"
 Weight: 54 lbs., 62 lbs., 71 lbs.



Sea Island Garden Armchair Pg. 73
 Code: SI25
 Width: 27"
 Depth: 20"
 Height: 35"
 Seat Height: 16"
 Arm Height: 24"
 Weight: 40 lbs.



St. George Garden Armchair Pg. 79
 Code: SG25
 Width: 27"
 Depth: 20"
 Height: 34"
 Seat Height: 16"
 Arm Height: 25"
 Weight: 40 lbs.



Hyde Park 4', 5' & 6' Bench Pg. 74
 Code: HP40, HP50, HP60
 Length: 48", 60", 72"
 Depth: 20"
 Height: 38"
 Seat Height: 16"
 Arm Height: 26"
 Weight: 62 lbs., 69 lbs., 82 lbs.



Chippendale 4' & 5' Bench Pg. 80
 Code: CH40, CH50
 Length: 48", 60"
 Depth: 20"
 Height: 34"
 Seat Height: 16"
 Arm Height: 24"
 Weight: 55 lbs., 65 lbs.



Hyde Park Garden Armchair Pg. 74
 Code: HP25
 Width: 33"
 Depth: 20"
 Height: 38"
 Seat Height: 16"
 Arm Height: 26"
 Weight: 51 lbs.



Chippendale Garden Armchair Pg. 81
 Code: CH25
 Width: 27"
 Depth: 20"
 Height: 34"
 Seat Height: 16"
 Arm Height: 24"
 Weight: 38 lbs.



Dunbarton 4', 5' & 6' Bench Pg. 76
 Code: DN40, DN50, DN60
 Length: 48", 60", 72"
 Depth: 20"
 Height: 34"
 Seat Height: 16"
 Arm Height: 24"
 Weight: 54 lbs., 62 lbs., 71 lbs.



Derby 4.5' & 6' Bench Pg. 82, 83
 Code: DR45, DR60
 Length: 54", 72"
 Depth: 20"
 Height: 38", 36"
 Seat Height: 16"
 Arm Height: 24"
 Weight: 60 lbs., 70 lbs.



Dunbarton Garden Armchair Pg. 77
 Code: DN25
 Width: 27"
 Depth: 20"
 Height: 34"
 Seat Height: 16"
 Arm Height: 24"
 Weight: 40 lbs.



Derby Garden Armchair Pg. 82
 Code: DR25
 Width: 27"
 Depth: 20"
 Height: 38"
 Seat Height: 16"
 Arm Height: 24"
 Weight: 35 lbs.

PLANTERS, SWINGS & OTHER THINGS



Nantucket/Classic Tray Pg. 9, 69
Code: NTTR
Length: 22"
Width: 12"



Charleston Rocker Pg. 87
Code: CR25
Width: 23"
Depth: 32"
Height: 42"
Seat Height: 16"
Weight: 35 lbs.



Lazy Susan Pg. 26
Code: LS25
Diameter: 25"
Weight: 9 lbs.



Adirondack Chair Pg. 86
Code: AK25
Width: 30.5"
Depth: 35.5"
Height: 39"
Seat Height: 15.5"
Arm Height: 23"
Weight: 32 lbs.



Nantucket Chaise Arms Pg. 9
Code: NT01



Adirondack Ottoman Pg. 86
Code: AK05
Width: 24"
Depth: 23"
Height: 15.5"
Weight: 20 lbs.



Classic Chaise Arms Pg. 69
Code: CL01



Cushion Box Pg. 114
Code: CB53
Width: 53"
Depth: 28"
Height: 24"
Weight: 110 lbs.



Glider Pg. 73
Code: GL45
Length: 54"
Depth: 26"
Height: 37"
Seat Height: 18"
Arm Height: 27"
Weight: 73 lbs.



Cushion Box Pg. 114
Code: CB60
Width: 60"
Depth: 32.5"
Height: 28.5"
Weight: 145 lbs.



St. George Swing Pg. 78
Code: SG30
Length: 48"
Depth: 20"
Height: 23"
Seat Height: Variable
Arm Height: 14"
Weight: 40 lbs.



Party Bar Pg. 112, 113
Code: PB90
Width: 60"
Depth: 30"
Height: 42"
Weight: 80 lbs.

PLANTERS, SWINGS & OTHER THINGS



Serving Cart Pg. 113
 Code: SC25
 Width: 41"
 Depth: 20.5"
 Height: 33"
 Weight: 70 lbs.



Engraved Brass Plaque Pg. 124
 Code: PLQ3, PLQ4
 Length: 5"
 Depth: 2"



Brookside Planters Pg. 115
 BR16: 16"x16"x17", 20 lbs.
 BR18: 18"x18"x19", 25 lbs.
 BR23: 23"x23"x24", 35 lbs.



Teak Cleaner Pg. 125
 Code: TC01B
 Bottle Size: 1 Liter
 Quantity: 1 Bottle
 Code: TC01CS
 Bottle Size: 1 Liter
 Quantity: Case of 16



Versailles Planters Pg. 115
 KB16F: 16"x16"x18", 25 lbs.
 KB19F: 19"x19"x20", 35 lbs.
 KB23F: 23"x23"x26", 60 lbs.



Teak Protector Pg. 125
 Code: TC02B
 Bottle Size: 1 Liter
 Quantity: 1 Bottle
 Code: TC02CS
 Bottle Size: 1 Liter
 Quantity: Case of 20



Versailles Planter Pg. 115
 Code: KB36F
 Width: 36"
 Depth: 15"
 Height: 17"
 Weight: 45 lbs.



Anti-Corrosion Wax Pg. 126
 Code: SS01B
 Bottle Size: .5 Liter
 Quantity: 1 Bottle
 Code: SS01CS
 Bottle Size: .5 Liter
 Quantity: Case of 6



Market Umbrellas Pg. 110, 111
 Code: MU01, MU02, MU03
 Canopy Diameter: 9', 10', 11.5'
 Pole Diameter: 1.5", 2", 2.5"



Umbrella Bases Pg. 111
 Code: MB01, MB02, MB03
 Weight: 25 lbs., 50 lbs., 55 lbs.



DEEP SEATING



Nantucket Sofa Pg. 10
 Code: NT80
 Length: 80"
 Depth: 33"
 Height: 34.5"
 Seat Height: 16"
 Arm Height: 21"
 Weight: 100 lbs.



Amalfi Lounge Chair Pg. 24, 25
 Code: AM30
 Width: 30"
 Depth: 33"
 Height: 33"
 Seat Height: 15.5"
 Arm Height: 25"
 Weight: 40 lbs.



Nantucket Settee Pg. 10, 11
 Code: NT55
 Length: 55"
 Depth: 33"
 Height: 34.5"
 Seat Height: 16"
 Arm Height: 21"
 Weight: 70 lbs.



Amalfi Ottoman Pg. 24
 Code: AM10
 Width: 29.5"
 Depth: 22.5"
 Height: 15.5"
 Weight: 22 lbs.



Nantucket Lounge Chair Pg. 10, 11
 Code: NT30
 Width: 30"
 Depth: 33"
 Height: 34.5"
 Seat Height: 16"
 Arm Height: 21"
 Weight: 40 lbs.



Mandalay Sofa Pg. 50
 Code: MD80
 Length: 84"
 Depth: 34.5"
 Height: 36"
 Seat Height: 14"
 Arm Height: 22"
 Weight: 105 lbs.



Nantucket Ottoman Pg. 10
 Code: NT10
 Width: 29.5"
 Depth: 22"
 Height: 14"
 Weight: 25 lbs.



Mandalay Settee Pg. 51
 Code: MD55
 Length: 59"
 Depth: 34.5"
 Height: 36"
 Seat Height: 14"
 Arm Height: 22"
 Weight: 80 lbs.



Amalfi Sofa Pg. 24
 Code: AM80
 Length: 80"
 Depth: 33"
 Height: 33"
 Seat Height: 15.5"
 Arm Height: 25"
 Weight: 100 lbs.



Mandalay Lounge Chair Pg. 50, 51
 Code: MD30
 Width: 34"
 Depth: 34.5"
 Height: 36"
 Seat Height: 14"
 Arm Height: 22"
 Weight: 50 lbs.



Amalfi Settee Pg. 25
 Code: AM55
 Length: 55"
 Depth: 33"
 Height: 33"
 Seat Height: 15.5"
 Arm Height: 25"
 Weight: 70 lbs.



Mandalay Ottoman Pg. 50
 Code: MD10
 Width: 29.5"
 Depth: 21.5"
 Height: 14"
 Weight: 25 lbs.

DEEP SEATING



Algarve Sofa Pg. 55
 Code: GV80
 Length 80"
 Depth 36"
 Height 35"
 Seat Height 18"
 Arm Height 23"
 Weight 100 lbs.



Algarve Settee Pg. 54
 Code: GV55
 Length 55"
 Depth 36"
 Height 35"
 Seat Height 18"
 Arm Height 23"
 Weight 74 lbs.



Algarve Lounge Chair Pg. 54, 55
 Code: GV30
 Width 30"
 Depth 36"
 Height 35"
 Seat Height 18"
 Arm Height 23"
 Weight 48 lbs.



Chelsea Sofa Pg. 60
 Code: C080
 Length 81.5"
 Depth 36"
 Height 34.5"
 Seat Height 18"
 Arm Height 22.5"
 Weight 108 lbs.



Algarve Ottoman Pg. 54
 Code: GV10
 Width 24"
 Depth 24"
 Height 18"
 Weight 17 lbs.



Chelsea Settee Pg. 60, 61
 Code: C055
 Length 56.5"
 Depth 36"
 Height 34.5"
 Seat Height 18"
 Arm Height 22.5"
 Weight 80 lbs.



Chelsea Lounge Chair Pg. 60, 61
 Code: C030
 Width 31.5"
 Depth 36"
 Height 34.5"
 Seat Height 18"
 Arm Height 22.5"
 Weight 47 lbs.



Chelsea Ottoman Pg. 61
 Code: C010
 Width 31"
 Depth 24.5"
 Height 14.5"
 Weight 23 lbs.

OCCASIONAL TABLES



Nantucket Side Table Pg. 116
 Code: NT22
 Length: 21"
 Width: 21"
 Height: 17"
 Weight: 22 lbs.



Classic Side Table Pg. 119
 Code: CL15
 Length: 20"
 Width: 20"
 Height: 15"
 Weight: 17 lbs.



Nantucket Coffee Table Pg. 116
 Code: NT40
 Length: 41"
 Width: 23"
 Height: 15"
 Weight: 30 lbs.



Classic Side Table Pg. 119
 Code: CL20
 Length: 20"
 Width: 20"
 Height: 20"
 Weight: 19 lbs.



Amalfi Side Table Pg. 117
 Code: AM20
 Length: 21.5"
 Width: 21.5"
 Height: 15"
 Weight: 20 lbs.



Classic Coffee Table Pg. 120
 Code: CL38
 Length: 38"
 Width: 25"
 Height: 15.5"
 Weight: 30 lbs.



Amalfi Coffee Table Pg. 117
 Code: AM41
 Length: 40"
 Width: 40"
 Height: 17"
 Weight: 48 lbs.



Essex Side Table Pg. 118
 Code: TR19
 Diameter: 20"
 Height: 18"
 Weight: 17 lbs.



Essex Coffee Tables Pg. 118
 Code: TR01, TR02
 Diameter: 36", 42"
 Height: 18"
 Weight: 30 lbs., 36 lbs.



OCCASIONAL TABLES



Classic Coffee Table Pg. 120
 Code: CL45
 Length: 45"
 Width: 28"
 Height: 15.5"
 Weight: 40 lbs.



Catalina Ottoman/Side Table Pg. 123
 Code: CA05
 Length: 20"
 Width: 19"
 Height: 16"
 Weight: 17 lbs.



Classic Square Coffee Table Pg. 120
 Code: CL44
 Length: 43.5"
 Width: 43.5"
 Height: 18"
 Weight: 52 lbs.



Ibiza Square Side Table Pg. 123
 Code: IB20
 Length: 22"
 Width: 22"
 Height: 14"
 Weight: 17 lbs.



Mandalay Side Table Pg. 121
 Code: MD20
 Length: 22"
 Width: 24"
 Height: 18"
 Weight: 22 lbs.



Mandalay Coffee Table Pg. 121
 Code: MD44
 Length: 45"
 Width: 24"
 Height: 15.5"
 Weight: 34 lbs.



Algarve Side Table Pg. 122
 Code: GV20
 Length: 25"
 Width: 22"
 Height: 19"
 Weight: 17 lbs.




Algarve Coffee Table Pg. 122
 Code: GV48
 Length: 48"
 Width: 26"
 Height: 16"
 Weight: 40 lbs.



AN IMPORTANT MESSAGE ABOUT OUR TEAK

Preservation of the Earth's ecological system is today a major concern. Indiscriminate deforestation of the Amazon Basin and other rainforests has led to widespread suspicion by the public of those companies in the teak industry. Kingsley-Bate leads the way in the garden furniture market... the first American company to use Javanese teak in the manufacture of its furniture. Our Indonesian teak is harvested from carefully controlled plantations, established by the Dutch in the Mid-19th century. The Indonesian government allows the felling of a limited number of trees each year, and ensures that an equal amount of reforestation takes place. In 1983 Kingsley-Bate, in conjunction with the Indonesian government and its people, undertook to develop a teak furniture program in Java. Since then, Indonesia and Kingsley-Bate have shown that such a program can be implemented without detriment to that country's natural resources. Due to increasing demand for this beautiful hardwood, Kingsley-Bate now uses a select amount of Burmese teak in its productions. Whether Javanese or Burmese, you can be assured that we use only the finest quality teak in our furniture.



Boston Symphony Orchestra Hall, Tanglewood. Furniture by Kingsley-Bate.

Kingsley-Bate

7200 Gateway Court

Manassas, Virginia 20109

t 703.361.7000 f 703.361.7001

teak@kingsleybate.com

www.kingsleybate.com

KINGSLEY~BATE™
ELEGANT OUTDOOR FURNITURE

 **Casualife**
ALL WEATHER FURNITURE